



CENTRAL MISSOURI MULES FOOTBALL WEEKLY

2007 MIAA Standings

	MIAA			Overall		
	W	L	Pct.	W	L	Pct.
ESU	1	0	1.000	3	0	1.000
PSU (7)	1	0	1.000	3	0	1.000
UCM	1	0	1.000	2	1	.667
WU	1	0	1.000	2	1	.667
NWMSU (10)	1	0	1.000	1	1	.500
FHSU	0	1	.000	2	1	.667
MSSU	0	1	.000	2	1	.667
MWSU	0	1	.000	2	1	.667
TSU	0	1	.000	2	1	.667
SBU	0	1	.000	0	3	.000

() Rank in AFCA poll.

Upcoming MIAA Schedule

Saturday, September 22

*TSU @ NWMSU	1:00 PM
* UCM @ WU	1:00 PM
*MWSU @ PSU	2:00 PM
*MSSU @ SBU	6:00 PM
*ESU @ FHSU	7:00 PM

Saturday, September 29

*FHSU @ TSU	1:00 PM
* PSU @ UCM	1:30 PM
*WU @ MWSU	1:30 PM
*ESU @ MSSU	6:00 PM
*SBU @ NWMSU	6:00 PM

Media Contacts

University of Central Missouri

Rob McCutcheon, Athletics Media Relations Director
Phone - 660-543-4312 (office) or 660-441-1845 (cell)
Fax - 660-543-8034 * Email - rmccutcheon@ucmo.edu
Web Site: www.ucmo.edu/athletic

Washburn University

Gene Cassell - Sports Information Director
Phone - (785) 670-1791
Fax - 785-670-1091 * e-mail - gene.cassell@washburn.edu
Web site: www.wusports.com

Mules on the Airwaves

The Central Missouri Mules games can be heard on KOKO 1450 AM, 98.5 The BAR, and 90.9 KTBG FM (game only). The Mules' pregame show with host Shawn Jones begins 70 minutes prior to kickoff. Jones will provide the play-by-play with Bob Jackson doing color commentary and Greg Hassler on the sidelines.

UCM broadcasts may also be heard on the Internet at www.ucmo.edu/athletic.

Live stats will also be available for all home games on on the UCM athletics website.

This week's game will be available to watch via the internet at www.miaatv.com for a cost of \$5.95.

Central Missouri Mules (2-1, 1-0 MIAA) at Washburn Ichabods (2-1, 1-0 MIAA)

Saturday, September 22 * 1:00 p.m.

Yager Stadium at Moore Bowl

Today's Officials:

John Kilmer (referee), Tom Bruno (umpire), Jeff Holloway (linesman), TBA (line judge), Chris Tallent (field judge), Ben Tenpenny (side judge), and Gene Millentree (back judge)

Mules defense shuts down Bulldogs, 27-7

(WARRENSBURG, Mo.) – The University of Central Missouri Mules used stifling defense to hand the Truman State Bulldogs their first loss of the season on Saturday afternoon and pulled away late for a 27-7 victory. The Mules held the Bulldogs to 160 yards of offense and out-rushed them 198-to-50 in the outing.

The UCM (2-1, 1-0 MIAA) win was its first to open MIAA play since 2003. The Mules also opened the game strong, scoring on the second drive on a Glenn Milner rush from 13 yards out. He bowled over two Bulldogs on his way to the endzone, capping a six-play, 46 yard drive.

The Bulldogs (2-1, 0-1 MIAA) would try and answer a couple drives later but the UCM defense stopped them on fourth down to get the ball back with 5:52 remaining in the first half on its own 29. The other half of the Mules rushing attack, Jeremy Braden, galloped down the field for a 39-yard run to put them in position to extend the advantage but a halfback pass by Justin Gore was intercepted in the endzone to halt the threat.

Three plays later, the Mules defense got the ball back when linebacker Adrian Singletary chased down TSU quarterback Matt Ticich, sacked him for a 12 yard loss, and forced a fumble that Dallas Bryant recovered at the Bulldog nine-yard line. The Mules failed to convert again though, as Marcelo Velazquez missed a field goal attempt from 22 yards out with 36 second remaining in the half.

The Bulldogs got back even with the Mules early in the second stanza by converting a big play from the defense. UCM quarterback Eric Czerniewski was sacked by Kyle Supianoski, forcing a fumble that TSU recovered at the Mules 17 yard line. Truman found the goal line three plays later when Ticich

Washburn

August	25 Chadron State	L 34-24
September	1 at Colorado-Mines	W 27-7
	15 Fort Hays State	W 28-10
	22 Central Missouri	1 pm
	29 at Missouri Western	2 pm
October	6 Missouri Southern	1 pm
	13 at Emporia State	1 pm
	20 Truman - HC	1 pm
	27 at Northwest Missouri	1:30 pm
November	3 Pittsburg State	1 pm
	10 Southwest Baptist	1:30 pm

Central Missouri

August	23 at Minnesota State	L 23-14
September	8 Concordia-St. Paul	W 56-24
	15 Truman State*	W 27-7
	22 at Washburn*	1 pm
	29 Pittsburg State*	1:30 pm
October	6 at Emporia State*	1 pm
	13 at Northwest Missouri*	1 pm
	20 Missouri Southern*-HC	1:30 pm
	27 at Southwest Baptist*	1:30 pm
November	3 at Missouri Western*	1:30 pm
	10 Fort Hays State*	1:30 pm

* - MIAA Game

Mules Football Weekly

Central Missouri Mules

- General Information -

School Location / Enrollment. . Warrensburg, Mo. / 11,000
Affiliation / Conference NCAA-II / MIAA
Nickname / Colors Mules / Cardinal & Black
Stadium (Capacity)Walton Stadium / Kennedy Field (12,000)
Surface Sprin turf
Press Box 660-543-4905
Athletic Director Jerry Hughes
Media Relations Director . Rob McCutcheon (660-543-4312)
FAX 660-543-8034
E-Mail rmccutcheon@ucmo.edu
Web Site www.ucmo.edu/athletics
President Dr. Aaron Podolefsky

- Coaching Staff -

Head Coach (Alma Mater) . Willie Fritz (Pittsburg State, '83)
Record at UCM 77-37 (56-34 MIAA, 11th year)
Career Record Same
Phone / Best Time to Call . . . 660-543-4252 / Mornings
Assistant Coaches Theron Aych (wide receivers),
Chuck Clemens (co-defensive coordinator/defensive line),
Jeff Conway (offensive coordinator/quarterbacks),
Scott Grinde (assistant head coach/offensive line),
Gregg Nesbitt (co-defensive coordinator/linebackers),
Shane Meyer (special teams) Bobby Klinck (graduate assistant)
Kellen Nesbitt (graduate assistant), Jed Paulsen (graduate assistant), Matt Vandree (graduate assistant)

- Team Information -

Base Offense / Defense Multiple set / 4-4
2006 Record (MIAA Record) 5-6 (3-6 MIAA, T-6th)

Washburn University

- General Information -

School Location / EnrollmentTopeka, Kan. / 7,500
Affiliation / ConferenceNCAA-II / MIAA
Nickname / ColorsIchabods / Yale Blue & White
Stadium (Capacity)Yager Stadium at Moore Bowl (7,200)
Press Box785-670-1563
Athletic DirectorLoren Ferre'
Sports Information Director . .Gene Cassell (785-670-1791)
FAX785-670-1091
E-Mail / Web Sitegene.cassell@washburn.edu /
.www.wusports.com
PresidentDr. Jerry Farley

- Coaching Staff -

Head Coach (Alma Mater) . . .Craig Schurig (Colo.-Mines '87)
Record at TSU34-26 (sixth year)
Career Recordsame
Phone / Best Time to Call785-231-1340 / Mornings
Assistant CoachesBrian Miller (Off. Coordinato/OL),
Chris Brown (Def. Coordinator), Cooper Harris (LB/Spec. Teams),
David Trupp (DL), Rob Robinson (WR), Cullen Homulka (GA),
Brock Luke (GA), Frank Crosson (GA), Oscar Rodriguez (GA)

- Team Information -

Returning Starters (offense / defense / spec) . . .6 / 7 / 1
Base Offense / DefenseWest Coast Pro Set / 4-4
Series RecordUCM leads 19-17-2
2006 Record7-4 (6-3, T-4th in the MIAA)
Top Returnees Jordan Brill (Sr., QB), Ra'Shawn Mosley (Sr., RB)
.Zach Watkins (So., LB), Jeff Rickard (Sr., OL)

hit Ryan King from 12 yards out, making it 7-7.

The Mules tried to answer on the next possession but Velazquez missed wide right from 42 yards out for the third failed opportunity of the day by the UCM offense. As they had done all day though, the UCM defense held strong and got the ball back in its own territory on a fourth down stop. The Mules held Ticich, who threw for a conference record 493 yards last week, to 16-of-41 for 110 yards and four sacks. Junior John Wood led a UCM defensive line that got pressure on him all day long.

The Mules coaching staff made a change at quarterback with 1:45 remaining in the third quarter, bringing in junior Stinson Dean. The move would pay off in only his second possession as the Mules took advantage of great field position on a punt return by wideout Anthony Parks in the fourth quarter. Dean completed his first two passes of the drive and got UCM down to the Truman 10 yard line before Milner took over from there and toted one in from seven yards out to put the Mules up 14-7.

After a quick three-and-out by the UCM defense, Dean drove the Mules 60 yards in seven plays for another score, this time from Braden. A bad snap on the extra point made it 20-7, Central Missouri. The UCM defense came up big again on the next possession as Ryan Nesbitt stripped the ball from wide receiver Albert Coker and recovered it at the TSU 17.

Braden nearly converted that directly into a score but a holding penalty had the TD called back. He looked as if he was going to coast into the endzone a couple plays later but he fumbled the ball through the goal line from the four to give the Bulldogs the ball on their own 20.

After forcing the Bulldogs to go three-and-out on the next possession, Wood made a big tackle on fourth down and one to give the Mules the ball with only 3:08 remaining on the TSU 29. Milner ran it four times and plunged in from seven yards out to ice the game with only 1:00 left.

He led the Mules with 109 yards on the ground and three touchdowns while Braden finished with 86 yards and a score. Czerniewski went 9-of-17 for 85 yards while Dean was 5-of-6 for 62 yards. Kendall Ricketts led the UCM defensive charge with nine tackles while Singletary had eight stops (2.5 for loss), a sack, a forced fumble, and a pass break-up.

Ichabods build early lead, cruise past Tigers

TOPEKA, Kan. – The Washburn Ichabods scored 21 points in the first 17 minutes of the game, and went on to post a 28-10 victory over the Fort Hays State Tigers Saturday in Yager Stadium at Moore Bowl.

Senior Jordan Brill was 18-of-32 through the air for 297 yards and two touchdowns with no interceptions for the Ichabods (2-1, 1-0 MIAA). Senior Ra'Shawn Mosley scored on the second WU play from scrimmage, a 68-yard run – he finished with 106 yards on 14 carries.

Senior Jake LeBahn (124 yards) and sophomore Drameagon Powers (81 yards) each had four receptions – Powers totals included a 12-yard touchdown reception to give Washburn a 28-7 lead just before halftime.

Sophomore Nathan Gaswick's only catch of the game – a 17-yard reception – and a 7-yard run by junior Brandon Walker followed Mosley's score to build the 21-0 lead for the Ichabods.

The Tigers (2-1, 0-1 MIAA) cracked the scoreboard with 3:33 left in the second quarter, when senior Shane Jackson came into the game and found senior Nate Stroup with a 3-yard TD pass.

FHSU had two first-half drives stall in the red zone, and senior Justin Barr missed on field goal tries of 32 and 42 yards. He later connected on a 35-yard attempt for the only second-half scoring by either team.

The Tigers' starting quarterback, senior Ryne Salyer, was 19-of-34 for 176 yards and one interception. Senior Jordan Hickel rushed for 67

Mules Football Weekly

The 2007 Mules Record When...

Rushing for more than opponent	2-1
Rushing for less than opponent	0-0
A UCM player rushes for 100+ yards	1-0
A UCM player rushes for 200+ yards	0-0
Passing for more than opponent	1-0
Passing for less than opponent	1-1
A UCM player passes for 200+ yards	0-0
A UCM player passes for 300+ yards	0-0
A UCM player has 100+ yards receiving	0-0
A UCM player has 200+ yards receiving	0-0
Having more total yards	2-0
Having less total yards	0-1
Having fewer turnovers	1-1
Having more turnovers	0-0
Having same turnovers	1-0
Having a touchdown return	0-0
Blocking a kick or punt	1-0
Holding opponent under 100 yards rushing	2-1
Holding opponent under 200 yards passing	1-0
Leading in time of possession	2-1
Trailing in time of possession	0-0
Playing at home	2-0
Playing on the road	0-1
Playing on natural grass	0-1
Playing on artificial turf	2-0
Playing at night	0-1
Playing during the day	2-0
Playing an MIAA opponent	1-0
Playing a team from Kansas	0-0
Playing a team from Missouri	1-0
Playing a team from Minnesota	1-1
Scoring first	2-1
Opponents score first	0-0
Scoring last	1-0
Opponents score last	1-1
Leading after the first quarter	1-0
Trailing after the first quarter	1-0
Tied after the first quarter	0-1
Leading at halftime	2-0
Trailing at halftime	0-0
Tied at halftime	0-1
Leading after the third quarter	1-0
Trailing after the third quarter	0-0
Tied after the third quarter	1-1

yards on 20 carries and caught four passes for 12 more yards. Freshman Matt Brevi also had four receptions for 65 yards.

Sophomore Zach Watkins posted his third double-digit tackles effort of the season with 14 stops (eight solos) with one for a loss while adding a pass breakup for WU. Sophomore C.J. Lovett had a team-high eight tackles (five solos) with a pass breakup and a blocked field goal for FHSU.



UCM head coach
Willie Fritz

The Series & Coaches

This is the 39th meeting between the Mules and the Ichabods with Central Missouri holding a 19-17-2 advantage. WU has won the last two meetings but UCM had an eight game winning streak prior to that.

During the Willie Fritz era, the Mules are 8-2 against Washburn and are 4-1 in Topeka. Fritz is 3-2 against Schurig

Willie Fritz is in his 11th season as head coach at the University of Central Missouri. He is 77-37 as the Mules' mentor, 56-34 vs. MIAA opponents. His .675 winning percentage is fourth best in UCM football history, while his 77 career wins rank second. He is only one win from tying Terry Noland as UCM's all-time winningest coach.

A 1983 graduate of Pittsburg State University, he currently ranks ninth in the MIAA in career wins, third among active MIAA coaches.

Craig Schurig is in his sixth season at Washburn and boasts a 34-26 overall record. He led the Ichabods to the MIAA title in 2005 and to a 7-4 season last year (4th in the MIAA at 6-3).



WU head coach
Craig Schurig

Mules vs. Washburn University

(Mules lead 19-17-2)

1902 WU 6, UCM 0	1967 UCM 14, WU 0	1995 WU 37, UCM 21
1914 WU 6, UCM 0	1968 UCM 34, WU 0	1996 WU 23, UCM 7
1915 WU 19, UCM 7	1969 UCM 17, WU 0	1997 UCM 20, WU 14
1943 UCM 0, WU 0 (T)	1985 WU 31, UCM 3	1998 UCM 37, WU 0
1944 WU 12, UCM 2	1986 WU 37, UCM 14	1999 UCM 32, WU 18
1945 WU 25, UCM 0	1987 UCM 26, WU 17	2000 UCM 28, WU 17
1960 UCM 35, WU 14	1988 WU 28, UCM 27	2001 UCM 58, WU 34
1961 WU 27, UCM 15	1989 UCM 29, WU 7	2002 UCM 55, WU 21
1962 WU 20, UCM 0	1990 UCM 24, WU 7	2003 UCM 49, WU 28
1963 WU 34, UCM 0	1991 UCM 21, WU 0	2004 UCM 47, WU 21
1964 WU 31, UCM 0	1992 WU 13, UCM 10	2005 WU 42, UCM 27
1965 UCM 7, WU 7 (T)	1993 UCM 41, WU 19	2006 WU 14, UCM 10
1966 UCM 38, WU 7	1994 UCM 43, WU 10	

Scouting the Ichabods

Washburn comes into Saturday's match-up with an identical 2-1 record to Central Missouri as both teams dropped their season openers. The Ichabods are led by sophomore linebacker Zach Watkins, who has 42 tackles (three for loss), two fumble recoveries, an interception, and a sack.

The WU defense allows only 17 points per game to rank 3rd in the league. The Ichabods lead the league in red-zone defense (54% scoring percentage) but have allowed almost 380 yards a game, including 169 per outing on the ground.

Offensively, the Ichabods are led by running back Ra'Shawn Mosley with 94 yards a game and 6.0 yards per carry with three TD's. Quarterback Jordan Brill has thrown for 240 yards per outing and completed 53 percent of his passes for three scores and three INT's. Jake Lebahn has caught eight passes for 196 yards (24.5 per catch).

Mules Football Weekly

2007 AFCA Top 25 Poll

As of September 18, 2007

Rank	School (1st votes)	Rec.	Pts.	Prvs.
1.	Grand Valley St. (Mich.) (27)	.2-0	698	1
2.	North Dakota	.3-0	669	2
3.	North Alabama (1)	.2-0	639	3
4.	Valdosta St. (Ga.)	.2-0	602	4
5.	Chadron St. (Neb.)	.3-0	595	5
6.	Nebraska-Omaha	.3-0	523	8
7.	Pittsburg St. (Kan.)	.3-0	514	6
8.	Carson-Newman (Tenn.)	.3-0	491	9
9.	Delta St. (Miss.)	.2-0	478	7
10.	Northwest Missouri St.	.1-1	442	11
11.	Newberry (S.C.)	.3-0	395	12
12.	West Texas A&M	.3-0	386	14
13.	California (Pa.)	.4-0	372	15
14.	Midwestern St. (Texas)	.3-0	347	16
15.	Catawba (N.C.)	.4-0	300	18
16.	Tarleton St. (Texas)	.3-0	296	17
17.	South Dakota	.2-1	236	19
18.	Abilene Christian (Texas)	.2-1	198	21
19.	Wingate (N.C.)	.4-0	168	24
20.	West Chester (Pa.)	.2-1	140	23
21.	Shepherd (W.Va.)	.2-1	102	10
22.	Indiana (Pa.)	.2-0	81	NR
23.	Northwood (Mich.)	.2-1	78	13
24.	Mars Hill (N.C.)	.3-0	64	NR
25.	Tuskegee (Ala.)	.2-0	52	NR

Others Receiving Votes: Tiffin (Ohio), 29; Central Washington, 25; Ouachita Baptist (Ark.), 24; Washburn (Kan.), 23; St. Cloud State (Minn.), 22; Winona St. (Minn.), 19; Albany St. (Ga.), 17; Missouri Western St., 14; Michigan Tech, 13; Southwestern Oklahoma St., 10; Southern Connecticut St., 9; Bemidji St. (Minn.), 7; Hillsdale (Mich.), 6; Minnesota St.-Mankato, 3; Ashland (Ohio), 2; Edinboro (Pa.), 2; Nebraska-Kearney, 2; West Liberty St. (W.Va.), 2; Bloomsburg (Pa.), 1; Eastern New Mexico, 1; Mesa St. (Colo.), 1; Southern Arkansas, 1; Western Washington, 1.

D2Football.com Top 25 Poll

As of September 18

Rank	School	Record
1	Grand Valley	.2-0
2	North Dakota	.3-0
3	North Alabama	.2-0
4	Chadron State	.3-0
5	Nebraska-Omaha	.3-0
6	Valdosta State	.2-0
7	Delta State	.2-0
8	Northwest Missouri	.1-1
9	West Texas A&M	.3-0
10	Pittsburg State	.3-0
11	Newberry	.3-0
12	Carson-Newman	.3-0
13	California	.4-0
14	Midwestern State	.3-0
15	South Dakota	.2-1
16	Catawba	.4-0
17	Tarleton State	.3-0
18	Shepherd	.2-1
19	West Chester	.2-1
20	Northwood	.2-1
21	Abilene Christian	.2-1
22	IUP	.2-0
23	Wingate	.4-0
24	Missouri Western	.2-1
25	Michigan Tech	.3-1

Running Game Success

The Mules are 43-4 since the 2001 season when they have outgained their opponents on the ground versus a 7-15 mark when they have been outrushed by their opponents. Last week, the Mules outrushed TSU 198-to-50.

Fritz Special Forces

Mules coach Willie Fritz is known for his attention to special teams. During his tenure, the Mules have **returned 20 punts for touchdowns** and **seven kickoffs to pay dirt**. And even more impressive, his teams have **blocked 31 punts** during his tenure. The school record for blocks in a season is six (set twice, both in Fritz' reign, 2003 and 1999). Against Concordia this season, Randy Shepherd blocked a 41 yard field goal attempt just before halftime.

Turnover Ratio

The Mules are 32-5 since 2001 when they have won the turnover battle compared to 10-10 when they have committed more turnovers. They are also 8-4 when both teams are tied in turnovers. Following is the break down for positive/negative

- +1 = 11-3; lost to NWMSU in 2004, WU in 2005, PSU in 2006
- +2 = 7-2; lost to Pittsburg State 28-24 in 2003, lost to MSU in 2007
- +3 = 6-0
- +4 = 3-0
- +5 = 3-0
- +6 = 2-0
- EVEN** = 8-4
- 1 = 6-2
- 2 = 0-3
- 3 = 3-3
- 4 = 0-2
- 5 = 0-1
- 6 = no record

MIAA Starts

The Mules have now started the MIAA season with a 1-0 mark seven times under coach Fritz. In the last 10 years, UCM has extended its start to 2-0 on four occasions (1998, 2001, 2002, 2003). The best start ever for a Mules team in MIAA play under Fritz was the 2002 NCAA-II playoff season when they went 6-0.

Two-Headed Rush

The Mules have unleashed the two-headed running attack of **Glenn Milner** and **Jeremy Braden** over the last two weeks. Milner has run for 186 yards and four touchdowns while Braden has gone for 140 yards a two scores. Both have logged at least 11 carries per game during the stretch as well. 326 yards and six touchdowns rushing in the last two outings between the two backs.

Pass Jumpers

Central Missouri has picked off six passes in the first three games of 2007 (8th in the nation). Four of the five Mules starting defensive backs have already picked up their first of the year; the one exception, two-time All-American free safety Kendall Ricketts. This is surprising because he is one of the best pass jumpers in UCM history with nine in his career and four returned for touchdowns (an MIAA record).

John Samia leads the way with two of the UCM interceptions while Justin Brown and Randy Shepherd got one each against the Golden Bears.

This Week in Mules Football

A Stroll in the Parks

Senior wide receiver **Anthony Parks** has been the Mules biggest offensive threat so far this season and ranks third in the MIAA in all-purpose yards at 139.0 per game. He returns punts and kickoffs as well as playing wideout. So far this year, he has a team-leading three touchdown catches and 417 all-purpose yards to go with his 4.3 catches per game (4th in the MIAA).

He also ranks among the MIAA leaders in both punt (1st) and kick return (3rd) average.

Super D

The Mules defense had its best outing of the season on Saturday against Truman, giving up only 160 yards of total offense, including only 110 through the air on a quarterback that set the conference record of 493 passing yards the week before. They also forced TSU quarterback Matt Ticich into 16-of-41 completions for 39 percent.

The Mules defense on the running side has been even more impressive this season. **They have allowed only 56 yards the entire season to rank fourth in the nation in run defense.** Last week against Truman, they held Jake Cunningham, who ran for 193 yards on UCM last year, to only 34 (team had only 50).

Closing Out the Game

The Mules can credit most of their losses over the last two seasons to their performance in the second half and more importantly, the fourth quarter. The Mules have had a lead or been tied in the second half of 12 of their last 14 games and have lost seven times in that span.

In the Mules six wins, they have outscored opponents 97-31 in the fourth quarter and have not scored fewer than the opposition in any of those final periods. They held the other team scoreless in four of those fourth quarters as well.

In the Mules seven losses, they have been outscored 61-30 in the

fourth quarter and have allowed at least a touchdown in that period all seven times.

Every time the Mules have pitched a fourth quarter shutout, they win.

Tacklin' Machine

Senior free safety **Kendall Ricketts'** comes into 2007 as a pre-season All-American after garnering All-American honors in each of the past two years. If he earns the honor again, he will be the first to do so in Central Missouri football history.

He has led the Mules in tackles the last two seasons and he broke the UCM record and tied the MIAA mark last season with his fourth career interception return for a touchdown.

He is tied for fifth place in UCM history with 285 tackles and grabbed his ninth career interception last year to move into a tie for eighth all-time at UCM.

Tacklin' Machine

The Mules were tied with TSU 7-7 going into the fourth quarter last week and decided to make a change at quarterback for a struggling **Eric Czerniewski** to spark the offense. When they brought in **Stinson Dean**, the Mules scored three touchdowns and he went five-of-six for 62 yards. Czerniewski was 9-of-17 for 85 yards, trying to cope with a thumb injury on his throwing hand.

Mules in the Pros:

The only Mule left on an NFL roster this season is **Delanie Walker** of the 2-0 San Francisco 49ers. He has played in both of the games this season but has not recorded any catches at the tight end/H-back position.

2007 Central Missouri Mules Team Awards

Each week the Mules will select eight team awards--Most Valuable Players on offense, defense, and special teams; the "Lights Out" award for the biggest hit in the game; the "Union Award" for the outstanding offensive lineman; the "Swarm Award" for the defensive player who demonstrates the greatest hustle; and the Mule of the Week Award.

	Offensive MVP	Defensive MVP	Special Forces MVP	Lights Out	Union	Swarm	Mule of the Week
Minnesota State	Glen Milner-RB	Randy Shepherd-CB	Max Fairclough-LB	Adrian Singletary-LB	Jon Books-RG	Mike Dillon-LB	Reid Allison & Shawn Cox
Concordia-St. Paul	Seth Mason-WR	Derek Lampkin-DT	Marcelo Velazquez-K Max Fairclough-LB	Max Fairclough-LB	Jon Books-RG	Steven Ehase-SS	Dakota Smith & Michael Lackey
Truman	Glenn Milber-RB Jeremy Braden-RB	Adrian Singletary-LB	Anthony Parks-WR	Adrian Chapman-DB	Craig Harrison-LT	Steven Ehase-LB Cody Scribner-LB	
Washburn							
Pittsburg State							
Emporia State							
Northwest Missouri							
Missouri Southern							
Southwest Baptist							
Missouri Western							
Fort Hays State							

2007 Central Missouri Mules Conference & National Awards

MIAA Player of the Week

Marcelo Velazquez- Special Teams - Sept. 8

National Player of the Week

This Week in Mules Football

2007 MIAA Preseason

Coaches Poll

School	Points
1. NWMSU (9)	81
2. PSU	71
3. WU (1)	59
4. UCM	55
5. MWSU	53
6. TSU	41
7. MSSU	35
8. ESU	29
9. FHSU	16
10. SBU	10

() Number of first place votes.

2007 UCM Scoring Drives

Drive of less than 10 yards:	.0
From 10-29 yards	.6
From 30-49 yards	.4
From 50-69 yards	.6
From 70-79 yards	.0
From 80-89 yards	.0
From 90-99 yards	.0
Drive of 1-5 plays	.4
6-10 plays	.10
11+ plays	.1
Less than 1:00	.1
1:00-1:59	.3
2:00-2:59	.7
3:00-3:59	.2
4:00-4:59	.3
5:00 or more	.0
Defensive TD's	.0
Special Teams TD's	.0

2007 High and Low Tidbits

Longest Drive (yards)	.66 yards
Longest Drive (time)	.4:46
Longest Drive (plays)	.12
Shortest Drive (yards)	.23
Shortest Drive (time)	.0:30
Shortest Drive (plays)	.2
Longest running play	.39
Longest passing play	.47
Longest run allowed	.14
Longest pass allowed	.66
Most points in a game	.56
Most points in a quarter	.20, two times
Most points in a half	.33

The Last Time it Happened

Individual

400-Yards Passing

432 - Jeff Phillips vs. Missouri-Rolla (October 4, 1986 - School Record)

300-Yards Passing

348 - Toby Korrodi vs. Emporia State (November 4, 2006)

40 Pass Attempts

47 - Toby Korrodi vs. Northwest Missouri (October 28, 2006)

20 Pass Completions

20 (of 49) - Eric Czerniewski vs. Minnesota State (August 23, 2007)

100 Receiving Yards

123 (five receptions) - Rolando Sawyer vs. Southwest Baptist (October 14, 2006)

150 Receiving Yards

152 (eight receptions) - Todd Devoe vs. Emporia State (September 22, 2001)

200 Receiving Yards

228 (10 receptions) - Eddie Coates vs. Eastern Illinois (Oct. 4, 1969 - School Record)

100-149 Rushing Yards

109 (21 carries) - Glenn Milner vs. Truman State (September 15, 2007)

150-199 Rushing Yards

163 (25 carries) - Will Caldwell vs. Southwest Baptist (October 14, 2006)

200+ Rushing Yards

276 (22 carries) - Will Caldwell vs. Pittsburg State (November 5, 2005 - School Record)

Kickoff Return for a Touchdown

93 yards - Delanie Walker vs. Lincoln (September 1, 2005)

Punt Return for a Touchdown

46 yards - Matt Jacobsen vs. Dakota State (September 9, 2006)

Interception Return for a Touchdown

59 yards - Kendall Ricketts vs. Fort Hays State (September 30, 2006)

Fumble Recovery for a Touchdown

0 yards - Adrian Singletary vs. Lincoln (September 1, 2005)

Team

500-599 Yards in Total Offense

vs. Emporia (505 yards - November 4, 2006)

600+ Yards in Total Offense

vs. Pittsburg State (704 yards - November 5, 2005 - School Record)

30 First Downs

vs. Pittsburg State (32 - November 5, 2005 - School Record)

Overtime Game

vs. Pittsburg State (November 16, 2002 - won 23-20)

Double Overtime Game

vs. Truman (September 27, 1997 - lost 37-34)

Last Time Shutout

vs. Missouri Southern (35-0, September 21, 1991)

Last Time UCM Shutout an Opponent

vs. Dakota State (52-0, September 9, 2006)

This Week in Mules Football

Minnesota State

August
 23 **Central Missouri** W 23-14
 30 at Northern Iowa L 41-14

September
 6 Peru State W 70-0
 15 Augustana W 26-16
 29 at Nebraska-Omaha 1 pm

October
 6 North Dakota 3 pm
 13 at Minnesota-Duluth 1 pm
 20 St. Cloud State 1 pm
 27 at South Dakota 2 pm

November
 3 Central Washington 12 pm
 10 at Western Washington 3 pm

Concordia-St. Paul

September
 1 at Augustana W 20-19
 8 **at Central Missouri** L 56-24
 15 at Northern State L 15-9
 22 University of Mary 1 pm
 29 at Winona State 1 pm

October
 6 at SW Minnesota State 6 pm
 13 MSU Moorhead 1 pm
 20 Upper Iowa 1 pm
 27 Wayne State 1 pm

November
 3 at Bemidji State 1 pm
 9 at Minnesota-Crookston 4 pm

Truman

August
 25 at Missouri-Rolla W 38-31

September
 8 Upper Iowa W 55-31
 16 **at Central Missouri** L 27-7
 22at Northwest Missouri 1:00 pm
 29 Fort Hays State 2:00 pm

October
 6 at Southwest Baptist 2:00 pm
 13 Pittsburg State 2:00 pm
 20 at Washburn 1:00 pm
 27 Emporia State-HC 2:00 pm

November
 3 at Missouri Southern 1:00 pm
 10 Missouri Western 2:00 pm

Washburn

August
 25 Chadron State L 34-24

September
 1 at Colorado-Mines W 27-7
 15 Fort Hays State W 28-10
 22**Central Missouri** 1 pm
 29 at Missouri Western 2 pm

October
 6 Missouri Southern 1 pm
 13 at Emporia State 1 pm
 20 Truman - HC 1 pm
 27 at Northwest Missouri 1:30 pm

November
 3 Pittsburg State 1 pm
 10 Southwest Baptist 1:30 pm

2007 MIAA Standings

	MIAA			Overall		
	W	L	Pct.	W	L	Pct.
ESU	1	0	1.000	3	0	1.000
PSU (7)	1	0	1.000	3	0	1.000
UCM	1	0	1.000	2	1	.667
WU	1	0	1.000	2	1	.667
NWMSU (10)	1	0	1.000	1	1	.500
FHSU	0	1	.000	2	1	.667
MSSU	0	1	.000	2	1	.667
MWSU	0	1	.000	2	1	.667
TSU	0	1	.000	2	1	.667
SBU	0	1	.000	0	3	.000

() Rank in AFCA poll.

Upcoming MIAA Schedule

Saturday, September 22

*TSU @ NWMSU 1:00 PM
 ***UCM @ WU** **1:00 PM**
 *MWSU @ PSU 2:00 PM
 *MSSU @ SBU 6:00 PM
 *ESU @ FHSU 7:00 PM

Saturday, September 29

*FHSU @ TSU 1:00 PM
 ***PSU @ UCM** **1:30 PM**
 *WU @ MWSU 1:30 PM
 *ESU @ MSSU 6:00 PM
 *SBU @ NWMSU 6:00 PM

Southwest Baptist

August
 30 at Harding L 43-40

September
 8 at Southeast Missouri L 38-17
 15 at Emporia State L 35-28
 22 Missouri Southern 6 pm
 29 at Northwest Missouri 6 pm

October
 6 Truman -HC 2 pm
 13 at Missouri Western 1:30 pm
 20 Pittsburg State 1:30 pm
 27 **Central Missouri** **1:30 pm**

November
 3 at Fort Hays State 2 pm
 10 Washburn 1:30 pm

Pittsburg State

August
 25 Texas A&M-Commerce... W 28-14

September
 1 East Central W 41-15
 15 at Missouri Southern W 31-28
 22Missouri Western 2 pm
 29 **at Central Missouri** **1:30 pm**

October
 6 vs Northwest Missouri 2 pm
 13 at Truman 2 pm
 20 at Southwest Baptist 1:30 pm
 27 Fort Hays State-HC 2 pm

November
 3 at Washburn 1 pm
 10 Emporia State 2 pm

Emporia State

September
 1 at Western State W 7-3
 8 at Central Oklahoma W 17-7
 15 Southwest Baptist W 35-28
 22at Fort Hays State 7 pm
 29 at Missouri Southern 6 pm

October
 6 **Central Missouri** **1 pm**
 13 Washburn 1 pm
 20 Missouri Western - HC 1 pm
 27 at Truman 2 pm

November
 3 Northwest Missouri 1 pm
 10 at Pittsburg State 2 pm

Northwest Missouri

August
 23 Arkansas Tech No Game

September
 8 at Nebraska-Omaha L 26-21
 15 at Missouri Western W 44-20
 22Truman 1 pm
 29 Southwest Baptist 6 pm

October
 6 vs. Pittsburg State 2 pm
 13 **Central Missouri** **1 pm**
 20 at Fort Hays State 2 pm
 27 Washburn - HC 1:30 pm

November
 3 at Emporia State 1 pm
 10 Missouri Southern 1 pm

Missouri Southern

August
 30 at Haskell W 51-0

September
 8 Harding W 48-20
 15 Pittsburg State L 31-28
 22 at Southwest Baptist 6 pm
 29 Emporia State 6 pm

October
 6 at Washburn 1 pm
 13 Fort Hays State-HC 1 pm
 20 **at Central Missouri** **1:30 pm**
 27 at Missouri Western 1:30 pm

November
 3 Truman 1 pm
 10 at Northwest Missouri 1 pm

Missouri Western

September
 1 Baker W 42-24
 8 at Minnesota-Duluth W 45-27
 15 Northwest Missouri L 44-20
 22 at Pittsburg State 2 pm
 29 Washburn 1:30 pm

October
 6 at Fort Hays State 2 pm
 13 Southwest Baptist -HC 1:30 pm
 20 at Emporia State 1 pm
 27 Missouri Southern 1:30 pm

November
 3 **Central Missouri** **1:30 pm**
 10 at Truman 2 pm

Fort Hays State

August
 25 Western State W 55-3

September
 8 Colorado-Mines W 34-10
 15 at Washburn L 28-10
 22Emporia State 7 pm
 29 at Truman 2 pm

October
 6 Missouri Western -HC 2 pm
 13 at Missouri Southern 1 pm
 20 Northwest Missouri 2 pm
 27 at Pittsburg State 2 pm

November
 3 Southwest Baptist 2 pm
 10 **at Central Missouri** **1:30 pm**

This Week in Mules Football

Central Missouri Offense

Z-RECEIVER	- 5	DAMOND BERRY (6-0, 199, Sophomore-Tr)
	- 16	Seth Mason (5-8, 170, Sophomore-1L)
TIGHT END	- 84	DEMARCO COSBY (6-3, 235, Freshman-Rs)
	- 87	Cody Raithe (6-4, 250, Senior-3L)
LEFT TACKLE	- 75	CRAIG HARRISON (6-6, 315, Junior-Tr)
	- 70	Robert Hicklin (6-6, 280, Sophomore-1L)
LEFT GUARD	- 56	MIKE GUNSELMAN (6-3, 304, Junior-2L)
	- 62	Nokie Robertson (6-2, 310, Junior-1L)
CENTER	- 76	BRETT CAVANAH (6-3, 285, Junior-2L)
	- 63	Tyler Werle (6-2, 310, Freshman-HS)
RIGHT GUARD	- 72	JON BOOKS (6-5, 290, Senior-3L)
	- 73	Kevin Maschmeyer (6-5, 310, Sophomore-1L)
RIGHT TACKLE	- 65	A.J. BAUGH (6-3, 290, Senior-2L)
	- 75	Craig Harrison (6-6, 315, Junior-Tr)
X-RECEIVER	- 2	ADAM PARKS (5-10, 180, Freshman-Rs)
	- 85	Jason McCartney (6-2, 210, Senior-3L)
F-RECEIVER	- 9	ANTHONY PARKS (6-1, 190, Senior-Tr)
	- 7	Edgar Givens (6-3, 220, Junior-Tr)
QUARTERBACK	- 19	STINSON DEAN (6-2, 215, Junior-Tr)
	- 13	Eric Czerniewski (6-0, 190, Sophomore-1L)
RUNNING BACK	- 34	GLENN MILNER (6-0, 220, Junior-Tr)
	- 24	Jeremy Braden (5-11, 204, Senior-1L)
FULLBACK	- 33	JAMES SCULLY (6-0, 240, Junior-2L)
	- 42	Matt Fraley (5-11, 225, Freshman-Rs)

Central Missouri Defense

DEFENSIVE END	- 95	DALLAS BRYANT (6-3, 265, Senior-3L)
	- 49	Layne Kreter (6-3, 245, Sophomore-1L)
DEFENSIVE TACKLE	- 55	DEREK LAMPKIN (6-3, 275, Junior-2L)
	- 98	Chris Gilchrist (6-1, 299, Junior-Tr)
NOSE GUARD	- 91	JAY JESSON (6-4, 290, Junior-Tr)
	- 92	Neil Barnes (6-2, 280, Junior-2L)
HAMMER	- 90	JOHN WOOD (6-3, 265, Junior-Tr)
	- 51	Marc Tiernan (6-3, 225, Sophomore-1L)
STRONG SAFETY	- 26	JOHN SAMIA (5-11, 205, Junior-2L)
	- 27	Steven Ehase (6-2, 215, Junior-2L)
SAM LINEBACKER	- 25	MIKE DILLON (6-0, 222, Junior-2L)
	- 47	Max Fairclough (6-2, 235, Junior-Tr)
WILL LINEBACKER	- 45	ADRIAN SINGLETARY (5-9, 220, Junior-2L)
	- 53	Brent Boehringer (5-10, 210, Freshman-Rs)
BANDIT	- 32	JUSTIN BROWN (6-1, 200, Senior-1L)
	- 12	Adrian Chapman (6-1, 190, Sophomore-1L)
CORNERBACK	- 4	BRUCE WILLIAMS (6-1, 190, Senior-2L)
	- 30	LaVance Dotson (5-10, 180, Sophomore-1L)
FREE SAFETY	- 21	KENDALL RICKETTS (5-10, 190, Senior-3L)
	- 38	Ryan Nesbitt (5-10, 180, Sophomore-Tr)
CORNERBACK	- 20	RANDY SHEPHERD (5-10, 185, Sophomore-1L)
	- 29	Karl Parker (5-7, 170, Freshman-Rs)

Central Missouri Special Forces

KICKOFFS	- 41	MATT FRANKEL (6-0, 200, Senior-3L)
	- 11	Marcelo Velazquez (6-1, 225, Sophomore-Tr)
PLACEKICKER	- 11	MARCELO VELAZQUEZ (6-1, 225, Sophomore-Tr)
	- 10	Mark Starks (5-10, 180, Junior-HS)
PUNTER	- 41	MATT FRANKEL (6-0, 200, Junior-2L)
	- 11	Marcelo Velazquez (6-1, 225, Sophomore-Tr)
LONG SNAPPER	- 31	SPENCER FOSTER (5-10, 210, Junior-2L)
	- 25	Mike Dillon (6-0, 222, Junior-2L)
HOLDER	- 19	STINSON DEAN (6-2, 215, Junior-Tr)
	- 85	Jason McCartney (6-2, 210, Senior-3L)
KICK RETURNS	- 5	DAMOND BERRY (6-0, 199, Sophomore-Tr)
	- 9	ANTHONY PARKS (6-1, 190, Senior-Tr)
PUNT RETURNS	- 9	ANTHONY PARKS (6-1, 190, Senior-Tr)
	- 20	Randy Shepherd (5-10, 180, Sophomore-1L)

Washburn Defense

DEFENSIVE END	- 80	MITCH BIRT (6-2, 255, Junior)
	- 94	Dustin Moyer (6-2, 252, Junior)
DEFENSIVE TACKLE	- 96	BRANDON JACKSON (6-2, 295, Sophomore)
	- 52	D.J. Frommoethelydo (6-2, 265, Junior)
DEFENSIVE TACKLE	- 77	BEN BIANCHINO (6-5, 270, Sophomore)
	- 92	Eric Butler (6-2, 305, Senior)
DEFENSIVE END	- 90	ERIC LAWRENCE (6-2, 255, Junior)
	- 40	Ben Muir (6-2, 250, Sophomore)
OUTSIDE LINEBACKER	- 33	ADAM EWY (6-1, 210, Senior)
	- 4	Ray Trice (6-1, 195, Freshman-Rs)
INSIDE LINEBACKER	- 17	BRUCE RINGWOOD (6-0, 227, Junior)
	- 37	Michael Krajicek (6-0, 220, Sophomore)
INSIDE LINEBACKER	- 43	ZACH WATKINS (6-0, 230, Sophomore)
	- 56	Aaron Hicks (6-0, 227, Senior)
OUTSIDE LINEBACKER	- 16	MICHAEL WILHOITE (6-2, 215, Sophomore)
	- 58	Jake Righter (5-10, 180, Senior)
CORNERBACK	- 24	HENRY TALLEY (6-1, 204, Senior)
	- 29	Jake Forck (6-0, 181, Junior)
FREE SAFETY	- 23	JAROD TETUAN (5-11, 198, Senior)
	- 20	Erin Beck (5-11, 195, Senior)
CORNERBACK	- 12	CARY WILLIAMS (6-2, 190, Senior)
	- 15	Xavier Beckford (5-10, 185, Junior)

Washburn Offense

LEFT TACKLE	- 64	ERIC EISENBARTH (6-2, 285, Senior)
	- 73	Bill Boyer (6-4, 305, Freshman-Rs)
LEFT GUARD	- 71	TRENT STANLEY (6-3, 287, Senior)
	- 67	Ty Lewis (6-2, 283, Freshman-Rs)
CENTER	- 57	GRANT HAJEK (6-2, 275, Junior)
	- 79	Brian Strand (6-4, 306, Senior)
RIGHT GUARD	- 65	JEFF RICKARD (6-3, 296, Senior)
	- 50	Erik Thomas (6-1, 280, Junior)
RIGHT TACKLE	- 62	ANDY KAVANAUGH (6-3, 294, Junior)
	- 75	Ian Vistine (6-6, 295, Freshman-Rs)
TIGHT END	- 32	JAMES MARTIN (6-2, 240, Senior)
	- 80	Ben Ramsey (6-2, 244, Senior)
WIDE RECEIVER	- 81	JAKE LEBAHN (6-4, 215, Senior)
	- 7	Drameagon Powers (6-3, 205, Sophomore)
WIDE RECEIVER	- 8	BRAD COLE (6-3, 205, Sophomore)
	- 82	Joe Hastings (6-0, 185, Sophomore)
RUNNING BACK	- 3	RA'SHAWN MOSELEY (5-10, 200, Senior)
	- 18	Brandon Walker (6-1, 215, Junior)
FULLBACK	- 28	JOSH TORREZ (6-0, 215, Freshman-Rs)
	- 48	Nathan Gaswick (6-1, 200, Sophomore)
QUARTERBACK	- 10	JORDAN BRILL (6-4, 225, Senior)
	- 11	Jake Iverson (6-5, 210, Freshman-Rs)

Washburn Special Teams

PLACE KICKER	- 89	KYLE O'NEAL (5-10, 175, Freshman)
	- 39	Brahn Marrs (6-0, 190, Freshman-Rs)
PUNTER	- 35	BEN BOSWELL (6-0, 179, Senior)
	- 49	Austin Hills (6-2, 229, Freshman-Rs)
HOLDER	- 23	JAROD TETUAN (5-11, 198, Senior)
LONG SNAPPER	- 43	ZACH WATKINS (6-0, 230, Sophomore)
	- 56	Aaron Hicks (6-0, 227, Senior)
PUNT RETURNS	- 23	JAROD TETUAN (5-11, 198, Senior)
	- 22	Terrance Lowe (5-8, 180, Freshman-Rs)
KICK RETURNS	- 12	CARY WILLIAMS (6-2, 190, Senior)
	- 18	BRANDON WALKER (6-1, 215, Junior)
	- 8	BRAD COLE (6-3, 205, Sophomore)

This Week in Mules Football

2007 Season Results

	OVERALL	HOME	AWAY	NEUT
ALL GAMES	2-1	2-0	0-1	0-0
CONFERENCE	1-0	1-0	0-0	0-0
NON-CONFERENCE	1-1	1-0	0-1	0-0

DATE	OPPONENT	W/L	SCORE	ATT
Aug 23	at Minnesota State	L	23-14	4344
Sept 8	CONCORDIA-ST. PAUL	W	56-24	5638
Sept 15	TRUMAN	W	27-7	7611

2007 Team Statistics

	UCM	Opponents
SCORING	97	54
Points Per Game	32.3	18.0
FIRST DOWNS	57	50
Rushing	25	13
Passing	29	33
Penalty	3	4
RUSHING YARDAGE	490	56
Yards gained rushing	582	193
Yards lost rushing	92	137
Rushing Attempts	122	77
Average Per Rush	4.0	0.7
Average Per Game	163.3	18.7
TDs Rushing	6	0
PASSING YARDAGE	554	885
Att-Comp-Int.	96-51-3	126-64-6
Average Per Pass	5.8	7.0
Average Per Catch	10.9	13.8
Average Per Game	184.7	295.0
TDs Passing	6	7
TOTAL OFFENSE	1044	941
Total Plays	218	203
Average Per Play	4.8	4.6
Average Per Game	348.0	313.7
KICK RETURNS: #-YARDS	12-270	17-319
PUNT RETURNS: #-YARDS	9-95	5-4
INT RETURNS: #-YARDS	6-60	3-0
KICK RETURN AVERAGE	22.5	18.8
PUNT RETURN AVERAGE	10.6	0.8
INT RETURN AVERAGE	10.0	0.0
FUMBLES-LOST	5-3	5-4
PENALTIES-YARDS	18-147	18-121
Average Per Game	49.0	40.3
PUNTS-YARDS	15-567	15-566
Average Per Punt	37.8	37.7
Net punt average	34.9	30.1
TIME OF POSSESSION/GAME	33:11	26:49
3RD-DOWN CONVERSIONS	26/54	13/43
3rd-Down Pct	48%	30%
4TH-DOWN CONVERSIONS	1/2	3/9
4th-Down Pct	50%	33%
SACKS BY-YARDS	9-66	5-34
MISC YARDS	0	0
TOUCHDOWNS SCORED	12	7
FIELD GOALS-ATTEMPTS	4-7	2-5
ON-SIDE KICKS	0-0	0-0
RED-ZONE SCORES	16-20 80%	4-6 67%
RED-ZONE TOUCHDOWNS	12-20 60%	3-6 50%
PAT-ATTEMPTS	11-11 100%	6-6 100%
ATTENDANCE	13249	4344
Games/Avg Per Game	2/6624	1/4344
Neutral Site Games		0/0

SCORE BY QTR	1	2	3	4	TOT
Central Missouri	10	27	24	36	97
Opponents	7	7	21	19	54

2007 Individual Statistics

RUSHING	G	Att	Gain	Loss	Net	Avg	TD	Long	Avg/G
Milner,Glenn	3	52	269	21	248	4.8	4	32	82.7
Braden,Jeremy	3	26	154	4	150	5.8	2	39	50.0
Dean,Stinson	3	5	35	2	33	6.6	0	15	11.0
Gore,Justin	2	7	34	3	31	4.4	0	21	15.5
Czerniewski,Eric	3	23	75	48	27	1.2	0	18	9.0
Mason,Seth	3	1	11	0	11	11.0	0	11	3.7
Parks,Anthony	3	1	1	0	1	1.0	0	1	0.3
Bisch,Carlos	1	5	3	8	-5	-1.0	0	3	-5.0
Berry,Damond	3	1	0	5	-5	-5.0	0	0	-1.7
Total	3	122	582	92	490	4.0	6	39	163.3
Opponents	3	77	193	137	56	0.7	0	14	18.7

PASSING	G	Effic	Att	Comp	Int	Pct	Yds	TD	Long	Avg/G
Czerniewski,Eric	3	102.31	40	82	2	48.8	413	4	47	137.7
Dean,Stinson	3	223.03	10	12	0	83.3	121	2	21	40.3
Gore,Justin	2	-200.00	0	1	1	0.0	0	0	0	0.0
Corwin,Tommy	1	268.00	1	1	0	100.0	20	0	20	20.0
Total	3	115.97	51	96	3	53.1	554	6	47	184.7
Opponents	3	118.60	64	126	6	50.8	885	7	66	295.0

RECEIVING	G	No.	Yds	Avg	TD	Long	Avg/G
Parks,Anthony	3	13	159	12.2	3	23	53.0
Parks,Adam	3	7	77	11.0	1	31	25.7
Berry,Damond	3	7	76	10.9	0	47	25.3
Mason,Seth	3	7	72	10.3	2	19	24.0
McCartney,Jason	3	4	24	6.0	0	10	8.0
Thornton,Sean	3	3	35	11.7	0	20	11.7
Givens,Edgar	2	3	13	4.3	0	5	6.5
Cosby,DeMarco	3	2	40	20.0	0	21	13.3
Braden,Jeremy	3	2	30	15.0	0	22	10.0
Richmond,Tim	3	2	17	8.5	0	11	5.7
Milner,Glenn	3	1	11	11.0	0	11	3.7
Total	3	51	554	10.9	6	47	184.7
Opponents	3	64	885	13.8	7	66	295.0

SCORING	TD	FGs	PATs			Pass	DXP	Saf	-	Pts
			Kick	Rush	Rev					
Milner,Glenn	4	0-0	0-0	0-0	0	0-0	0	0	-	24
Velazquez,Marce	0	4-7	11-11	0-0	0	0-0	0	0	-	23
Parks,Anthony	3	0-0	0-0	0-0	0	0-0	0	0	-	18
Mason,Seth	2	0-0	0-0	0-0	0	0-0	0	0	-	12
Braden,Jeremy	2	0-0	0-0	0-0	0	0-0	0	0	-	12
Parks,Adam	1	0-0	0-0	0-0	0	0-0	0	0	-	6
TEAM	0	0-0	0-0	0-0	0	0-0	0	1	-	2
Dean,Stinson	0	0-0	0-0	0-0	0	0-1	0	0	-	0
Total	12	4-7	11-11	0-0	0	0-1	0	1	-	97
Opponents	7	2-5	6-6	0-0	0	0-1	0	0	-	54

PUNTING	No.	Yds	Avg	Long	TB	FC	I20	Blkd
Frankel,Matt	13	532	40.9	51	2	2	2	0
Czerniewski,Eric	2	35	17.5	24	0	0	1	0
Total	15	567	37.8	51	2	2	3	0
Opponents	15	566	37.7	47	1	1	2	0

KICKOFFS	No.	Yds	Avg	TB	OB	Retn	Net	YdLn
Frankel,Matt	16	997	62.3	2	0			
Velazquez,Marcelo	3	180	60.0	0	0			
Total	19	1177	61.9	2	0	319	43.1	26
Opponents	13	725	55.8	1	0	270	33.5	36

FIELD GOALS	FG-A	Pct	01-19	20-29	30-39	40-49	50+	Lg	Blk
Velazquez,Marcelo	4-7	57.1	0-0	2-3	2-3	0-1	0-0	33	0

FG SEQUENCE (0=made field goal)	Central Missouri	OPPONENTS
Minnesota State		(39)
Concordia-St. Paul	(26),(33),(33),(24)	41,51,(26)
Truman State		22,42

Numbers in (parentheses) indicate field goal was made.

This Week in Mules Football

ALL-PURPOSE*	G	Rush	Rec	PR	KOR	IR	Tot	Avg/G
Parks,Anthony	3	1	159	95	162	0	417	139.0
Milner,Glenn	3	248	11	0	0	0	259	86.3
Braden,Jeremy	3	150	30	0	0	0	180	60.0
Berry,Damond	3	-5	76	0	101	0	172	57.3
Mason,Seth	3	11	72	0	0	0	83	27.7
Total.....	3	490	554	95	270	60	1469	489.7
Opponents.....	3	56	885	4	319	0	1264	421.3

TOTAL OFFENSE*	G	Plays	Rush	Pass	Total	Avg/G
Czerniewski,Eric	3	105	27	413	440	146.7
Milner,Glenn	3	52	248	0	248	82.7
Dean,Stinson	3	17	33	121	154	51.3
Braden,Jeremy	3	26	150	0	150	50.0
Gore,Justin	2	8	31	0	31	15.5
Total.....	3	218	490	554	1044	348.0
Opponents.....	3	203	56	885	941	313.7

* - Top 5 listed for for all-purpose and total offense

PUNT RETURNS	No.	Yds	Avg	TD	Long
Parks,Anthony	9	95	10.6	0	25
Total.....	9	95	10.6	0	25
Opponents.....	5	4	0.8	0	5

KICK RETURNS	No.	Yds	Avg	TD	Long
Parks,Anthony	6	162	27.0	0	41
Berry,Damond	5	101	20.2	0	29
Boehringer,B.	1	7	7.0	0	7
Total.....	12	270	22.5	0	41
Opponents.....	17	319	18.8	0	28

INTERCEPTIONS	No.	Yds	Avg	TD	Long
Samia,John	2	15	7.5	0	12
Brown,Justin	1	14	14.0	0	14
Williams,Bruce	1	15	15.0	0	15
Ehase,Steven	1	0	0.0	0	0
Shepherd,Randy	1	16	16.0	0	16
Total.....	6	60	10.0	0	16
Opponents.....	2	0	0.0	0	0

FUMBLE RETURNS	No.	Yds	Avg	TD	Long
Total.....	0	0	0.0	0	0
Opponents.....	0	0	0.0	0	0

DEFENSIVE STATS

G	Tackles *				Sacks-Yards	Pass Def-----			Fumbles-----		Special Teams---	
	UT	AT	Total	ForLoss		Int-Yds	BrUp	QB Hurs	Rev-Yds	FF	Blkd Kick	Tackles
Singletary,Adrian	3	7	13	20	3.5-19	2.0-13	.	1	.	1	.	.
Ricketts,Kendall	3	5	14	19	0.5-1	.	.	1
Dillon,Mike	3	7	10	17	4.0-16	2.0-11
Shepherd,Randy	3	8	6	14	0.5-1	.	1-16	1	.	.	1	.
Samia,John	3	4	9	13	.	.	2-15
Williams,Bruce	3	8	5	13	0.5-1	.	1-15	4
Wood,John	3	4	9	13	2.5-13	1.5-11	.	1	1	.	.	.
Brown,Justin	3	6	5	11	1.0-2	.	1-14	1
Fairclough,M.ax	3	1	9	10
Nesbitt,Ryan	3	4	5	9	1-0	1	.	.
Lampkin,Derek	3	2	6	8	1.0-4	0.5-2
Chapman,Adrian	3	3	5	8	.	.	.	2
Gilchrist,Chris	3	2	5	7	1.5-11	1.0-11
Ehase,Steven	3	3	2	5	.	.	1-0
Kreter,Layne	3	2	2	4	1.5-5	1.0-4	.	1	.	1-0	.	.
Scribner,Cody	2	1	3	4	0.5-0
Dotson,LaVance	3	3	1	4
Tierman,Marc	3	1	2	3
Boehringer,Brent	2	2	1	3	0.5-1
Jessen,Jay	3	1	2	3	1	.	.	.
Barnes,Neil	3	.	3	3	0.5-1
Bryant,Dallas	3	3	.	3	1.0-14	1.0-14	.	.	1	2-0	.	.
Coaxum,Justin	3	1	1	2
Pollard,Drake	3	1	.	1
Martin,Mike	2	.	1	1
Bisch,Carlos	1	.	1	1
Richmond,Tim	3	1
Glose,Jacob	2	1
TEAM	2	1
Total.....	3	79	120	199	19-89	9-66	6-60	14	3	4-0	2	1
Opponents.....	3	104	150	254	28.0-93	5-34	3-0	7	.	3-0	4	.

This Week in Mules Football

Central Missouri Team Statistics

TEAM STATISTICS	UCM	OPP			
FIRST DOWNS	57	50			
Rushing	25	13			
Passing	29	33			
Penalty	3	4			
RUSHING YARDAGE	490	56			
Yards gained rushing	582	193			
Yards lost rushing	92	137			
Rushing Attempts	122	77			
Average Per Rush	4.0	0.7			
Average Per Game	163.3	18.7			
TDs Rushing	6	0			
PASSING YARDAGE	554	885			
Att-Comp-Int	96-51-3	126-64-6			
Average Per Pass	5.8	7.0			
Average Per Catch	10.9	13.8			
Average Per Game	184.7	295.0			
TDs Passing	6	7			
TOTAL OFFENSE	1044	941			
Total Plays	218	203			
Average Per Play	4.8	4.6			
Average Per Game	348.0	313.7			
KICK RETURNS: #-YARDS	12-270	17-319			
PUNT RETURNS: #-YARDS	9-95	5-4			
INT RETURNS: #-YARDS	6-60	3-0			
FUMBLES-LOST	5-3	5-4			
PENALTIES-YARDS	18-147	18-121			
PUNTS-AVG	15-37.8	15-37.7			
TIME OF POSSESSION/GAME	33:11	26:49			
3RD-DOWN CONVERSIONS	26/54	13/43			
4TH-DOWN CONVERSIONS	1/2	3/9			
SCORE BY QUARTERS	1st	2nd	3rd	4th	Total
Central Missouri	10	27	24	36	97
Opponents	7	7	21	19	54

Washburn Team Statistics

TEAM STATISTICS	WU	OPP			
FIRST DOWNS	56	56			
Rushing	14	24			
Passing	33	28			
Penalty	9	4			
RUSHING YARDAGE	333	508			
Yards gained rushing	454	618			
Yards lost rushing	121	110			
Rushing Attempts	97	122			
Average Per Rush	3.4	4.2			
Average Per Game	111.0	169.3			
TDs Rushing	5	4			
PASSING YARDAGE	731	625			
Att-Comp-Int	96-52-3	103-62-6			
Average Per Pass	7.6	6.1			
Average Per Catch	14.1	10.1			
Average Per Game	243.7	208.3			
TDs Passing	3	2			
TOTAL OFFENSE	1064	1133			
Total Plays	193	225			
Average Per Play	5.5	5.0			
Average Per Game	354.7	377.7			
KICK RETURNS: #-YARDS	11-248	10-215			
PUNT RETURNS: #-YARDS	6-69	6-23			
INT RETURNS: #-YARDS	6-112	3-35			
FUMBLES-LOST	8-4	6-3			
PENALTIES-YARDS	22-158	26-198			
PUNTS-AVG	16-37.4	13-39.2			
TIME OF POSSESSION/GAME	25:03	34:57			
3RD-DOWN CONVERSIONS	12/40	15/47			
4TH-DOWN CONVERSIONS	2/5	6/11			
SCORE BY QTR	1	2	3	4	TOT
Washburn	24	21	14	20	- 79
Opponents	17	14	17	3	- 51

Central Missouri Individual Statistical Leaders

RUSHING	G	Att	Gain	Loss	Net	Avg	TD	Long	Avg/G	
Milner,Glenn	3	52	269	21	248	4.8	4	32	82.7	
Braden,Jeremy	3	26	154	4	150	5.8	2	39	50.0	
PASSING	G	Effic	Att	Comp	Int	Pct	Yds	TD	Long	Avg/G
Czerniewski,Eri	3	102.31	40	82	2	48.8	413	4	47	137.7
Dean,Stinson	3	223.03	10	12	0	83.3	121	2	21	40.3
RECEIVING	G	No.	Yds	Avg	TD	Long	Avg/G			
Parks,Anthony	3	13	159	12.2	3	23	53.0			
Parks,Adam	3	7	77	11.0	1	31	25.7			
Berry,Damond	3	7	76	10.9	0	47	25.3			
Mason,Seth	3	7	72	10.3	2	19	24.0			
McCartney,Jason	3	4	24	6.0	0	10	8.0			
Thornton,Sean	3	3	35	11.7	0	20	11.7			
Givens,Edgar	2	3	13	4.3	0	5	6.5			
SCORING	TD	FGs	Kick	Rush	Recv	Pass	DXP	Saf	- Pts	
Milner,Glenn	4	0-0	0-0	0-0	0	0-0	0	0	- 24	
Velazquez,Marce	0	4-7	11-11	0-0	0	0-0	0	0	- 23	
Parks,Anthony	3	0-0	0-0	0-0	0	0-0	0	0	- 18	
PUNTING	G	No.	Yds	Avg	Long	TB	FC	I20	Blkd	
Frankel,Matt	3	13	532	40.9	51	2	2	2	0	
DEFENSIVE STATS	G	UT	AT	TT	TFL	Sack	INT	PBU	FR	FF
Singletary,Adrian	3	7	13	20	3.5-19	2.0-13	.	1	.	1
Ricketts,Kendall	3	5	14	19	0.5-1	.	.	1	.	.
Dillon,Mike	3	7	10	17	4.0-16	2.0-11
Shepherd,Randy	3	8	6	14	0.5-1	.	1-16	1	.	1
Williams,Bruce	3	8	5	13	0.5-1	.	1-15	4	.	.
Total	3	79	120	199	19-89	9-66	6-60	14	4-0	2
Opponents	3	104	150	254	28.0-93	5-34	3-0	7	3-0	4

Washburn Individual Statistical Leaders

RUSHING	G	Att	Gain	Loss	Net	Avg	TD	Long	Avg/G	
Mosley,Ra'Shawn	3-3	47	296	14	282	6.0	3	68	94.0	
Lowe,Terrence	3-0	16	59	2	57	3.6	0	9	19.0	
PASSING	G	Effic	Att	Comp	Int	Pct	Yds	TD	Long	Avg/G
Brill,Jordan	3-3	121.63	51	95	3	53.7	722	3	50	240.7
RECEIVING	G	No.	Yds	Avg	TD	Long	Avg/G			
Lebahn,Jake	3-3	8	196	24.5	0	50	65.3			
Hastings,Joe	3-0	8	59	7.4	0	15	19.7			
Mosley,Ra'Shawn	3-3	7	57	8.1	0	13	19.0			
Cole,Brad	3-3	6	119	19.8	0	45	39.7			
Powers,Drameago	2-0	4	81	20.2	1	44	40.5			
Walker,Brandon	3-0	4	58	14.5	1	27	19.3			
Ramsey,Ben	3-0	3	46	15.3	0	23	15.3			
SCORING	TD	FGs	Kick	Rush	Recv	Pass	DXP	Saf	- Pts	
Mosley,Ra'Shawn	3	0-0	0-0	0-0	0	0-0	0	0	- 18	
O'Neal,Kyle	0	1-3	10-11	0-0	0	0-0	0	0	- 13	
Walker,Brandon	2	0-0	0-0	0-0	0	0-0	0	0	- 12	
PUNTING	G	No.	Yds	Avg	Long	TB	FC	I20	Blkd	
Boswell,Ben	3	16	599	37.4	55	1	6	3	0	
DEFENSIVE STATS	G	UT	AT	TT	TFL	Sack	INT	PBU	FR	FF
Watkins,Zach	3-3	23	19	42	3-14	1-11	1-29	2	2-0	1
Krajicek,Michael	2-2	11	12	23	2-4	.	1-29	2	.	.
Lawrence,Eric	3-3	10	10	20	7-30	3-25
Wilhoite,Michael	3-3	8	7	15	.	.	1-0	1	.	1
Hicks,Aaron	3-0	8	7	15	2-4
Total	3-0	124	114	238	24-78	6-53	6-112	11	3-0	2
Opponents	3-0	111	77	188	24-96	8-59	3-35	13	4-0	4

This Week in Mules Football

1	Tim Richmond Carencro, La.	WR	6-0	195	So-Tr	North Iowa Area C.C.
2	Adam Parks Olathe, Kan.	WR	5-10	180	Fr-Rs	Olathe East High School
3	Drake Pollard Excelsior Springs, Mo.	DB	6-1	185	So-1L	Excelsior Springs H.S.
4	Bruce Williams Indianapolis, Ind.	CB	6-1	190	Sr-2L	Indiana State University
5	Damond Berry Grandview, Mo.	WR	6-0	199	So-Tr	University of Kansas
6	Spencer Webb Olathe, Kan.	PK	5-10	150	Jr-2L	Olathe North High School
7	Edgar Givens Louisville, Miss.	WR	6-3	220	Jr-Tr	Southwest Mississippi C.C.
8	Anton Cullom Waynesville, Mo.	CB	5-8	176	Jr-Tr	North Iowa Area C.C.
9	Anthony Parks Olathe, Kan.	WR	6-1	190	Sr-Tr	Oklahoma State University
10	Mark Starks Kansas City, Mo.	PK	5-10	180	Jr-HS	Oak Park High School
11	Marcelo Velazquez Blue Springs, Mo.	PK	6-1	225	So-Tr	Truman State University
12	Adrian Chapman Ozark, Mo.	DB	6-1	190	So-1L	Ozark High School
13	Eric Czerniewski Montgomery City, Mo.	QB	6-0	190	So-1L	Montgomery County H.S.
14	Michael Lackey Kansas City, Mo.	QB	6-1	180	Fr-Rs	St. Pius X High School
15	Tommy Corwin St. Louis, Mo.	QB	6-0	195	Fr-Rs	DeSmet High School
16	Seth Mason Ozark, Mo.	WR	5-8	170	So-1L	Ozark High School
17	Ryan Scott Kansas City, Mo.	CB	5-7	165	So-1L	Paseo Academy
18	David Mazar Rockwood, Mo.	WR	5-11	180	So-1L	Rockwood Summit High School
19	Stinson Dean Blue Springs, Mo.	QB	6-2	215	Jr-Tr	University of Wyoming
20	Randy Shepherd Kansas City, Kan.	CB	5-10	185	So-1L	Olathe North High School
21	Kendall Ricketts Raytown, Mo.	DB	5-10	190	Sr-3L	Raytown South High School
22	Taylor Dyer Warrensburg, Mo.	WR	5-11	175	Fr-HS	Warrensburg High School
23	Justin Gore Olathe, Kan.	RB	5-7	180	So-1L	Olathe North High School
24	Jeremy Braden Independence, Mo.	RB	5-11	210	Sr-2L	Fort Osage High School
25	Mike Dillon Warrensburg, Mo.	LB	6-0	222	Jr-2L	Warrensburg High School
26	John Samia Blue Springs, Mo.	DB	5-11	205	Jr-2L	Blue Springs High School
27	Steven Ehase Fulton, Mo.	DB	6-2	215	Jr-2L	Aurora High School
28	Carlos Bisch Festus, Mo.	RB	5-10	180	Fr-Rs	St. Pius X High School
29	Karl Parker Kansas City, Mo.	CB	5-7	170	Fr-Rs	Raytown South High School
30	LaVance Dotson Kansas City, Mo.	CB	5-10	180	So-1L	North Kansas City High School
31	Spencer Foster Pleasant Ridge, Kan.	LS	5-10	210	Jr-2L	Pleasant Ridge High School
32	Justin Brown Blue Springs, Mo.	DB	6-1	200	Sr-1L	North Dakota SST
33	James Scully Grain Valley, Mo.	FB	6-0	240	Jr-2L	Grain Valley High School
34	Glenn Milner Renton, Wash.	RB	6-0	220	Jr-Tr	Eastern Arizona Community College
35	Derek Verslues Jefferson City, Mo.	DB	5-10	215	Fr-HS	Blair Oaks High School
36	Justin Coaxum St. Louis, Mo.	DB	6-2	205	Fr-Rs	Francis Howell North High School
37	Mike Krysl Hillsboro, Mo.	FB	5-10	230	So-Sq	Hillsboro High School
38	Ryan Nesbitt Columbia, Mo.	DB	5-10	180	So-Tr	Central Methodist University
39	Calvin Patterson Fulton, Mo.	LB	6-0	210	Fr-HS	Fulton High School
40	Jacob Glose St. Louis, Mo.	DB	6-1	195	Fr-RS	Francis Howell North High School
41	Matt Frankel Overland Park, Kan.	P	6-0	200	Sr-3L	Shawnee Mission West H.S.
42	Matt Fraley Waynesville, Mo.	FB	5-11	225	Fr-Rs	Waynesville High School
43	Josh Christian-Young Columbia, Mo.	DB	5-10	200	Fr-HS	Hickman High School
44	Cody Scribner Overland Park, Kan.	LB	5-11	215	Fr-Rs	Blue Valley High School
45	Adrian Singletary Kansas City, Mo.	LB	5-9	220	Jr-2L	Winnetonka High School
46	Pete Brown Overland Park, Kan.	DB	6-0	188	So-Sq	Blue Valley High School
47	Max Fairclough Laie, Hawaii	LB	6-2	235	Jr-Tr	Arizona Western Community College
48	Andrew Bergeson Hannibal, Mo.	DB	5-11	175	Fr-HS	Hannibal High School
49	Layne Kreter Owensville, Mo.	DE	6-3	245	So-1L	Owensville High School
50	Collin Gillam Potosi, Mo.	LB	6-1	220	Fr-HS	Potosi High School
51	Marc Tiernan Lake St. Louis, Mo.	DE	6-3	225	So-1L	Wentzville Holt High School
52	Mike Roush Pattonville, Mo.	OL	6-3	255	Fr-HS	Pattonville High School
53	Brent Boehringer St. Charles, Mo.	LB	5-10	210	Fr-Rs	Francis Howell High School
54	Kelby Parks Marionville, Mo.	DE	6-2	245	Fr-HS	Marionville High School
55	Derek Lampkin Lawson, Mo.	DL	6-3	275	Jr-2L	Lawson High School
56	Mike Gunselman Kansas City, Mo.	OL	6-3	304	Jr-2L	Park Hill High School
58	Miles Jabon Overland Park, Kan.	DL	6-1	250	Fr-HS	Blue Valley High School
59	Brian Hodel Maryland Heights, Mo.	LS	6-1	205	Fr-Rs	Pattonville High School
60	Jacob Wilson Eureka, Mo.	OL	6-3	285	Fr-HS	Eureka High School
61	Steve Fazekas St. Louis, Mo.	OL	6-2	295	Fr-HS	Mehlville High School
62	Nokie Robertson Independence, Mo.	OL	6-2	310	Jr-1L	Fort Osage High School
63	Tyler Werle Orrick, Mo.	OL	6-2	310	Fr-HS	Orrick High School
64	Lee Renner Washington, Mo.	P	5-9	175	Fr-Rs	Washington High School
65	A.J. Baugh Oak Park, Mo.	OL	6-3	290	Sr-3L	Oak Park High School
66	Alex Geiger Columbia, Mo.	OL	6-3	246	So-Tr	Central Methodist University
68	Cody Beck Lexington, Mo.	OL	6-2	285	Fr-HS	Lexington High School
69	Matt Ochsner Lohman, Mo.	OL	6-5	290	Sr-3L	Helias High School
70	Robert Hicklin St. Peters, Mo.	OL	6-6	280	So-1L	Fort Zumwalt South High School
71	Mike Martin Miami, Fla.	DL	6-3	280	So-Tr	Florida International University
72	Jon Books Williamsburg, Mo.	OL	6-5	290	Sr-3L	North Callaway High School
73	Kevin Maschmeyer Hazelwood, Mo.	OL	6-5	310	So-1L	DeSmet High School
74	Mark Hertzog Greenwood, Mo.	OL	6-1	285	Fr-Rs	Lee's Summit High School
75	Craig Harrison Napa, Calif.	OL	6-6	315	Jr-Tr	Solano Community College
76	Brett Cavanah Princeton, Mo.	OL	6-3	285	Jr-2L	Princeton High School
77	Tyler Nay Gladstone, Mo.	DL	6-1	275	Jr-2L	St. Pius X High School
78	Curtis Gary Warrensburg, Mo.	DE	6-1	230	Fr-HS	Warrensburg High School
80	Jace Butterworth Monet, Mo.	WR	5-9	180	So-Sq	Monet High School
81	Rolando Sawyer Kansas City, Mo.	WR	6-1	195	So-1L	Central High School
82	Jermaine Saffold Grandview, Mo.	WR	6-0	185	Fr-HS	Grandview High School
83	Reid Allison Tipton, Mo.	WR	6-1	180	Fr-Rs	Tipton High School
84	DeMarco Cosby Kansas City, Mo.	TE	6-3	235	Fr-Rs	Lincoln Prep High School
85	Jason McCartney Columbia, Mo.	WR	6-2	210	Sr-3L	Rockbridge High School
86	Sean Thornton Kansas City, Mo.	WR	5-9	165	So-1L	Center High School
87	Cody Raithe Jefferson City, Mo.	TE	6-4	250	Sr-3L	Blair Oaks High School
88	Shawn Cox Springfield, Mo.	WR	5-10	175	Fr-Rs	Kickapoo High School
89	Chris Witry Kansas City, Mo.	TE	6-5	230	Fr-Rs	Park Hill High School
90	John Wood Miami, Fla.	DE	6-3	265	Jr-Tr	College of the Sequoias (Calif.)
91	Jay Jessen El Dorado, Kan.	DL	6-4	290	Jr-Tr	Butler County Community College
92	Neil Barnes Raymore, Mo.	DL	6-2	280	Jr-2L	Raymore-Peculiar High School
93	Tyler Kiel St. Louis, Mo.	TE	6-6	230	Fr-HS	Lindbergh High School
94	Darrin Taylor Yreka, Calif.	TE	6-2	242	Jr-Tr	College of the Siskiyous (Calif.)
95	Dallas Bryant Raymore, Mo.	DE	6-3	265	Sr-3L	Raymore-Peculiar High School
96	Pat Siebels Wildwood, Mo.	DL	6-0	231	Fr-Rs	Lafayette High School
97	Garrett Smith Kansas City, Mo.	DE/TE	6-3	220	Fr-HS	St. Pius High School
98	Chris Gilchrist Paterson, N.J.	DL	6-1	299	Jr-Tr	Dodge City Community College
99	Jacob Lumpkin Harrisonville, Mo.	PK	5-4	140	So-1L	Harrisonville High School

Additional Players

Doug Burle Jefferson City, Mo.	DE	6-2	220	Fr-HS	Blair Oaks High School
Damien Collins Kansas City, Mo.	CB	5-9	190	So-Tr	Independence Community College
Tyler Ebert Grain Valley, Mo.	DB	5-9	155	Fr-HS	Grain Valley High School
Brett Ginn Shawnee Mission, Kan.	DB	5-10	185	Fr-HS	Shawnee Mission West HS
Tom Latimore Florissant, Mo.	P/PK	6-4	200	Fr-HS	McCluer North High School
Logan McGuire St. Charles, Mo.	LB	6-0	215	Fr-HS	Duchesne High School
Mark Nowlin Kansas City, Mo.	DE	6-1	225	Fr-HS	Truman High School
Beau Pickering Nixa, Mo.	DB	5-11	175	Fr-HS	Nixa High School
Darrian Salter St. Louis, Mo.	FB	5-11	230	Fr-HS	McCluer High School
Dakota Smith Independence, Mo.	LB	5-11	225	Fr-HS	Fort Osage High School
Corey Stewart Lee's Summit, Mo.	OL	6-3	275	Fr-Rs	Lee's Summit North High School
Rob Swapshire Webster Groves, Mo.	LB	5-10	205	Fr-Rs	Webster Groves High School

Head Coach:

Willie Fritz
Assistant Coaches: Theron Aych (wide receivers), Chuck Clemens (co-defensive coordinator/defensive line), Jeff Conway (offensive coordinator/quarterbacks), Scott Grinde (assistant head coach/offensive line), Shane Meyer (K/P/equipment manager), Gregg Nesbitt (co-defensive coordinator/linebackers), Bobby Klinek (graduate assistant), Kellen Nesbitt (graduate assistant), Jed Paulsen (graduate assistant), Matt Vandree (graduate assistant), Nick Johnson (student assistant), Lee Palelei (video coordinator).

This Week in Mules Football

GAME 1

August 23 * Mankato, Minn.

Blakeslee Stadium

Attendance: 4,344

Mules 14, Minnesota State 23

(Mankato, Minn.) – The University of Central Missouri Mules failed to take advantage of five turnovers by host Minnesota State-Mankato in the 2007 season opener as they let a second half lead slip through their fingers to fall 23-14.

Central Missouri had a few questions coming into the game as sophomore Eric Czerniewski made his first ever start behind an injury-riddled offensive line. They also had the field conditions to deal with as it had rained every day for the past week at Blakeslee Stadium. The mud made it difficult for the Mules to run the ball, taking away the ability to cut up-field. It became a passing competition, and the experience of MSU quarterback Ben King and the speed of new wide receiver Donte Shackelford showed through.

The game opened up well for the Mules though. After the Mavericks moved it down to the Mules 10 yard line on a 58 yard bomb to Shackelford, UCM senior cornerback Bruce Williams picked off a King pass at the two and took it out to the 17. The Mules went three and out for the second time in as many tries though. John Samia picked off King on the next possession and took it into MSU territory. The Mules would get it into range, but kicker Marcelo Velazquez pushed it right from 35 yards.

It would be the second quarter before the Mules offense could get things going. Czerniewski led the Mules down field for a 62-yard scoring drive, completing passes to running back Glenn Milner, and the brother tandem of wide receivers, Adam and Anthony Parks. He would cap the drive with a four-yard toss to younger brother Adam for the score.

The Mavericks would answer with 4:52 to go in the half on another long pass to Shackelford, this time from 40 yards out. The drive was set up by an interception from Czerniewski by MSU's Mike Hinton (first of two on the day). The teams would go into the break with the score tied at seven as UCM

failed to turn any of its three interceptions into points.


The Mules looked as if they would change their fortunes early in the third quarter when Samia made his second pick of the game and returned it to the MSU 23 yard line. They turned that into a 14-7 lead as Czerniewski connected with Anthony Parks from 17 yards out on third down.

The Mules looked as if they would extend that advantage on their next drive but it stalled on the MSU 29 yard line and they were forced to punt. The Maverick offense came alive on its next possession as they ran the ball four consecutive times before tossing another long pass over the top from 55 yards out to tie the game at 14. It was a nine-play, 95 yard drive that took only three minutes off the clock.

UCM looked as if they would answer on the next possession but a Czerniewski fumble at the MSU 29 gave the ball back to the Mavericks. Minnesota State gave it right back on the next series after moving it all the way to the Mules two yard line on another bomb. It tried a double reverse that was fumbled and then recovered by sophomore defensive end Layne Kreter.

The Mules would gain only one first down on the next three possessions though, leaving the door open for MSU. With 5:30 remaining in the game, the Mavs made their move. Shackelford had catches of 19 and 26 yards before the Mules sacked King and forced MSU into a third and 23 situation at the Mules 40. King completed an 18 yard pass though, and Jason Tompkins drilled a 39 yard field goal to give the Mavericks a 17-14 lead with only 2:26 remaining.

The Mules failed to convert on fourth down on the next series and gave the ball back to MSU with 1:56 on the clock. King hooked up with Shackelford from 15 yards out to put the icing on the cake.



SCORING SUMMARY

UCM	0	7	7	0	-	14
MSU	0	7	7	9	-	23

2nd Quarter

8:51 UCM - Parks,Adam 4 yd pass from Czerniewski (Velazquez kick), Drive: 9 plays, 62 yards, TOP- 4:44

4:52 MSU - Shackelford 40 yd pass from King (Tompkins kick) Drive: 4 plays, 48 yards TOP- 1:35

3rd Quarter

11:36 UCM - Parks,Anthony 17 yd pass from Czerniewski (Velazquez kick) Drive: 3 plays, 23 yards TOP- 1:32

1:55 MSU - Balton 55 yd pass from King (Tompkins kick) Drive: 6 plays, 95 yards TOP - 2:18

4th Quarter

2:26 MSU - Tompkins 39 yd field goal Drive: 7 plays 53 yards TOP- 3:04

1:39 MSU - Shackelford 15 yd pass from King (Cross pass failed), Drive: 3 plays 17 yards TOP- 0:17

GAME STATISTICS

	UCM	MSU
FIRST DOWNS.....	17	17
RUSHES-YARDS (NET).....	35-80	21-10
PASSING YDS (NET).....	187	408
Passes Att-Comp-Int.....	39-20-2	45-24-4
TOTAL OFFENSE PLAYS-YARDS.....	74-267	66-418
Fumble Returns-Yards.....	0-0	0-0
Punt Returns-Yards.....	3-22	2-1
Kickoff Returns-Yards.....	5-100	3-67
Interception Returns-Yards.....	4-30	2-0
Punts (Number-Avg).....	8-37.0	6-39.8
Fumbles-Lost.....	1-1	1-1
Penalties-Yards.....	3-15	5-30
Possession Time.....	35:42	24:18
Third-Down Conversions.....	9 of 20	5 of 14
Fourth-Down Conversions.....	0 of 1	0 of 0
Red-Zone Scores-Chances.....	2-3	1-3
Sacks By: Number-Yards.....	3-26	1-10

RUSHING

Central Missouri-Milner,Glenn 20-62; Czerniewski,Eri 8-13; Braden,Jeremy 4-10; Parks,Anthony 1-1; Minnesota State-Chappell 9-27; Phipps 3-minus 1; TEAM 3-minus 3; King 6-minus13.

PASSING

Central Missouri-Czerniewski,Eri 20-39-2-187. Minnesota State-King 24-45-4-408

RECEIVING

Central Missouri-Parks,Anthony 5-73; Parks,Adam 4-47; Berry,Damond 4-20; Thornton,Sean 2-15; Mason,Seth 2-12; McCartney,Jason 2-9; Milner,Glenn 1-11. Minnesota State-Shackelford 6-161; Haley 5-44; Turner 4-58; Chappell 4-13; Nowlin 2-68; Balton 2-60; Petersen 1-4

INTERCEPTIONS

Central Missouri-Samia,John 2-15; Williams,Bruce 1-15; Ehase,Steven 1-0. Minnesota State-Hinton 2-0.

SACKS (UA-A)

Central Missouri-Gilchrist,C. 1-0; Singletary,A. 1-0; Bryant,Dallas 1-0. Minnesota State-Earl 1-0.

TACKLES (UA-A)

Central Missouri-Shepherd,Randy 4-4; Singletary,A. 3-3; Nesbitt,Ryan 2-4; Fairclough,M. 1-4; Williams,Bruce 2-2; Ricketts,Kendal 1-3; Minnesota State-Weinzierl 3-6; Roemhildt 2-7; Freese 4-4; Jones 3-4; Bobmanuel 2-5;

Game Notes

- Mules pick off four passes for the first time since 2003
- John Samia gets two INT's; first since Kendall Ricketts had three in 2004
- First season-opening loss since 1997.

This Week in Mules Football

GAME 2

September 8 * Warrensburg, Mo.

Walton Stadium / Kennedy Field

Attendance: 5,638

Mules 56, Concordia-St. Paul 24

(WARRENSBURG, Mo.) – The University of Central Missouri Mules out-rushed Concordia-St. Paul 212-to-(4) en route to a 56-24 thumping in the season opener Saturday at Walton Stadium/Kennedy Field.

UCM (1-1) used an average starting field position of their own 49 yard line and three forced turnovers to run away with the win. Senior wideout Anthony Parks had 105 return yards while sophomore Damond Berry had 72 to help the cause.

Also big on special teams was sophomore Marcelo Velazquez, as he was one tally short of the school record for points in a game by a kicker as he booted four field goals (4-of-4) and six extra points for 18 total points on the day. The record is 19 points by Steve Huff back in 1985. The performance was the second-best in school history.

Central Missouri actually had to come from behind as CSP hit for a 66 yard touchdown pass with 9:05 in the first quarter to take a 7-3 lead. It would be until the second quarter before the Mules could regain the advantage. After another field goal, the UCM defense came up big as Dallas Bryant pounced on an errant pitch by CSP quarterback Kole Goodchild at the Golden Bear 27 yard line. Junior running back Glenn Milner would need only two carries to score the first UCM touchdown of the game from 11 yards out. It would be the last time CSP was within a touchdown on the day as Jeremy Braden had a 10 yard TD tote to make it 20-7 at the 5:09 mark.

Concordia-St. Paul made a risky decision to go for it on fourth down and five on its own 44 with just more than two minutes on the clock, and it didn't pay off as the pass was incomplete and it gave the Mules a chance to add to their

lead. UCM did just that as it took the ball down and kicked another field goal with 55 seconds left in the half. CSP tried to get three points with seconds remaining but Randy Shepherd blocked the 41 yard attempt and pushed the Golden Bears back 10 yards to make the second attempt 51 yards. It fell short at the horn.


Concordia-St. Paul tried to make a game of it early in the half with another long bomb (the fourth of more than 40 yards against the Mules this season) from 48 yards out to make it 23-14. The Mules would crush those hopes though, scoring the game's next 26 points.

Parks scored the next two third quarter touchdowns with catches from eight and five yards out while the Mules rushing game of Milner and Braden got them down the field. UCM carried the ball 43 times for an average of 4.9 yards per carry in the outing.

UCM got the first safety of the season in the fourth when CSP snapped the ball over the punter's head and he batted it out of the back of the endzone to make it 42-14. Junior quarterback Stinson Dean came in the final period and followed that by tossing his first two career TD passes, both to sophomore wideout Seth Mason.

CSP would score a couple times in the final quarter, but the damage was done with the game out of reach.

The Mules were led by starter Eric Czerniewski in the passing attack with an 11-of-26 performance for 141 yards and a couple TD's. Milner led the rush with 77 yards while Braden carried for 54. Parks had four grabs for 45 yards while Mason had five for 60 yards to go with their two scoring catches each.



SCORING SUMMARY

CSP	7	0	7	10	-	24
UCM	3	20	17	16	-	56

1st Quarter

- 12:01 UCM - Velazquez, Marcelo 26 yd field goal, 7-52 2:59
- 9:05 CSP - Simon, C. 66 yd pass from Goodchild, K. (Bjerke, S. kick), 6-80 2:54

2nd Quarter

- 14:45 UCM - Velazquez, Marce 33 yd field goal, 12-59 4:46
- 8:33 UCM - Milner, Glenn 11 yd run (Velazquez kick), 2-27 0:30
- 5:09 UCM - Braden, Jeremy 10 yd run (Velazquez kick), 4-32 1:17
- 0:55 UCM - Velazquez, Marcelo 33 yd field goal, 6-29 1:12

3rd Quarter

- 13:43 CSP - Ruffin, T. 48 yd pass from Goodchild, K. (Bjerke, S. kick), 5-74 1:09
- 11:01 UCM - Parks, Anthony 8 yd pass from Czerniewski, Eri (Velazquez kick), 7-47 2:34
- 6:24 UCM - Velazquez, Marcelo 24 yd field goal, 8-25 2:19
- 0:37 UCM - Parks, Anthony 5 yd pass from Czerniewski, Eri (Velazquez kick), 9-66 4:14

4th Quarter

- 14:25 UCM - TEAM safety
- 11:12 UCM - Mason, Seth 11 yd pass from Dean, Stinson (Velazquez kick), 7-41 3:03
- 9:29 CSP - Simon, C. 15 yd pass from Williams, A. (Bjerke, S. kick), 4-73 1:36
- 7:22 UCM - Mason, Seth 19 yd pass from Dean, Stinson (Velazquez kick), 6-52 2:04
- 3:43 CSP - Bjerke, S. 26 yd field goal, 8-55 3:30

GAME STATISTICS

	CSP	UCM
FIRST DOWNS.....	20	21
RUSHES-YARDS (NET).....	24-4	43-212
PASSING YDS (NET).....	367	220
Passes Att-Comp-Int.....	40-24-2	33-17-0
TOTAL OFFENSE PLAYS-YARDS.....	64-363	76-432
Fumble Returns-Yards.....	0-0	0-0
Punt Returns-Yards.....	1-0	3-34
Kickoff Returns-Yards.....	10-183	6-150
Interception Returns-Yards.....	0-0	2-30
Punts (Number-Avg).....	3-39.3	2-40.5
Fumbles-Lost.....	2-1	0-0
Penalties-Yards.....	7-40	5-45
Possession Time.....	27:48	32:12
Third-Down Conversions.....	3 of 11	9 of 18
Fourth-Down Conversions.....	1 of 4	1 of 1
Red-Zone Scores-Chances.....	2-2	10-10
Sacks By: Number-Yards.....	1-7	2-17

RUSHING

Concordia-St. Paul-Clinton, E. 9-20; Vavra, H. 4-13; Johnson, K. 1-minus 2; Goodchild, K. 9-minus 10; TEAM 1-minus 25.
Central Missouri-Milner, Glenn 11-77; Braden, Jeremy 11-54; Gore, Justin 7-31; Czerniewski, Eri 7-28; Dean, Stinson 2-27;

PASSING

Concordia-St. Paul-Goodchild, K. 21-34-1-305; Vavra, H. 2-3-0-47; Williams, A. 1-1-0-15; Schoenberg, T 0-1-1-0;
Central Missouri-Czerniewski, Eri 11-26-0-141; Dean, Stinson 5-6-0-59; Corwin, Tommy 1-1-0-20

RECEIVING

Concordia-St. Paul-Simon, C. 5-122; Ruffin, T. 4-113; Johnston, C. 4-22; Williams, A. 3-27; Clinton, E. 3-13; Johnson, K. 2-47; Moore, D. 2-16; Tonkin, E. 1-7.
Central Missouri-Mason, Seth 5-60; Parks, Anthony 4-45; Parks, Adam 2-14; Givens, Edgar 2-9; Berry, Damond 1-47; Thornton, Sean 1-20; Cosby, DeMarco 1-19; Richmond, Tim 1-6.

INTERCEPTIONS

Central Missouri-Shepherd, Randy 1-16; Brown, Justin 1-14

SACKS (UA-A)

Concordia-St. Paul-Frain, J. 1-0.
Central Missouri-Wood, John 1-1; Dillon, Mike 0-1

TACKLES (UA-A)

Concordia-St. Paul-Frain, J. 2-11; Huynh, D. 5-4; Prunty, T 4-4;
Central Missouri-Dillon, Mike 1-7; Brown, Justin 4-2; Ricketts, Kendall 1-5; Singletary, A. 0-6

Game Notes

- Marcelo Velazquez scores 18 kicking points, the most since 1985 for a Mule and one point shy of the MIAA record.
- Most field goals in a game since 1989 for a Mule.
- Mules are 10-1 in home openers under Fritz.

This Week in Mules Football

GAME 3

September 15 * Warrensburg, Mo.
Walton Stadium / Kennedy Field
Attendance: 7,611

Mules 27, Truman 7

(WARRENSBURG, Mo.) – The University of Central Missouri Mules used stifling defense to hand the Truman State Bulldogs their first loss of the season on Saturday afternoon and pulled away late for a 27-7 victory. The Mules held the Bulldogs to 160 yards of offense and out-rushed them 198-to-50 in the outing.

The UCM (2-1, 1-0 MIAA) win was its first to open MIAA play since 2003. The Mules also opened the game strong, scoring on the second drive on a Glenn Milner rush from 13 yards out. He bowled over two Bulldogs on his way to the endzone, capping a six-play, 46 yard drive.

The Bulldogs (2-1, 0-1 MIAA) would try and answer a couple drives later but the UCM defense stopped them on fourth down to get the ball back with 5:52 remaining in the first half on its own 29. The other half of the Mules rushing attack, Jeremy Braden, galloped down the field for a 39-yard run to put them in position to extend the advantage but a halfback pass by Justin Gore was intercepted in the endzone to halt the threat.

Three plays later, the Mules defense got the ball back when linebacker Adrian Singletary chased down TSU quarterback Matt Ticich, sacked him for a 12 yard loss, and forced a fumble that Dallas Bryant recovered at the Bulldog nine-yard line. The Mules failed to convert again though, as Marcelo Velazquez missed a field goal attempt from 22 yards out with 36 second remaining in the half.

The Bulldogs got back even with the Mules early in the second stanza by converting a big play from the defense. UCM quarterback Eric Czerniewski was sacked by Kyle Supianoski, forcing a fumble that TSU recovered at the Mules 17 yard line. Truman found the goal line three plays later when Ticich hit Ryan King from 12 yards out, making it 7-7.

The Mules tried to answer on the next possession but Velazquez missed wide right from 42 yards out for the third failed opportunity of the day by the UCM offense. As they had done all day though, the UCM defense held strong and got the ball back in its own territory on a fourth down stop. The Mules held Ticich,

who threw for a conference record 493 yards last week, to 16-of-41 for 110 yards and four sacks. Junior John Wood led a UCM defensive line that got pressure on him all day long.

The Mules coaching staff made a change at quarterback with 1:45 remaining in the third quarter, bringing in junior Stinson Dean. The move would pay off in only his second possession as the Mules took advantage of great field position on a punt return by wideout Anthony Parks in the fourth quarter. Dean completed his first two passes of the drive and got UCM down to the Truman 10 yard line before Milner took over from there and toted one in from seven yards out to put the Mules up 14-7.

After a quick three-and-out by the UCM defense, Dean drove the Mules 60 yards in seven plays for another score, this time from Braden. A bad snap on the extra point made it 20-7, Central Missouri. The UCM defense came up big again on the next possession as Ryan Nesbitt stripped the ball from wide receiver Albert Coker and recovered it at the TSU 17.

Braden nearly converted that directly into a score but a holding penalty had the TD called back. He looked as if he was going to coast into the endzone a couple plays later but he fumbled the ball through the goal line from the four to give the Bulldogs the ball on their own 20.

After forcing the Bulldogs to go three-and-out on the next possession, Wood made a big tackle on fourth down and one to give the Mules the ball with only 3:08 remaining on the TSU 29. Milner ran it four times and plunged in from seven yards out to ice the game with only 1:00 left.

He led the Mules with 109 yards on the ground and three touchdowns while Braden finished with 86 yards and a score. Czerniewski went 9-of-17 for 85 yards while Dean was 5-of-6 for 62 yards. Kendall Ricketts led the UCM defensive charge with nine tackles while Singletary had eight stops (2.5 for loss), a sack, a forced fumble, and a pass break-up.

GAME STATISTICS

	TSU	UCM
FIRST DOWNS.....	13	19
RUSHES-YARDS (NET)	32-50	44-198
PASSING YDS (NET).....	110	147
Passes Att-Comp-Int	41-16-0	24-14-1
TOTAL OFFENSE PLAYS-YARDS	73-160	68-345
Fumble Returns-Yards	0-0	0-0
Punt Returns-Yards.....	2-3	3-39
Kickoff Returns-Yards	4-69	1-20
Interception Returns-Yards	1-0	0-0
Punts (Number-Avg).....	6-34.8	5-38.0
Fumbles-Lost	2-2	4-2
Penalties-Yards	6-51	10-87
Possession Time	28:20	31:40
Third-Down Conversions	5 of 18	8 of 16
Fourth-Down Conversions	2 of 5	0 of 0
Red-Zone Scores-Chances	1-1	4-7
Sacks By: Number-Yards	3-17	4-23

RUSHING

Truman State-Cunningham, Jake 14-34; Eta, Luther 1-14; Bernard, Anton 2-6; Davis, Phillip 1-4; Central Missouri-Milner, Glenn 21-109; Braden, Jeremy 11-86; Mason, Seth 1-11; Dean, Stinson 3-6

PASSING

Truman State-Ticich, Matt 16-41-0-110. Central Missouri-Czerniewski, Eric 9-17-0-85; Dean, Stinson 5-6-0-62; Gore, Justin 0-1-1-0

RECEIVING

Truman State-Henry, Phillip 5-42; Coker, Albert 3-14; King, Ryan 2-20; Blue, Kendrick 2-18 Central Missouri-Parks, Anthony 4-41; Braden, Jeremy 2-30; McCartney, Jason 2-15; Berry, Diamond 2-9; Cosby, DeMarco 1-21; Parks, Adam 1-16; Richmond, Tim 1-11; Givens, Edgar 1-4.

INTERCEPTIONS


Truman State-Thabateau, James 1-0. Central Missouri-None

SACKS (UA-A)

Truman State-Supianoski, Kyle 2-0; Hammers, Les 1-0. Central Missouri-Dillon, Mike 1-1; Kreter, Layne 1-0; Lampkin, Derek 0-1; Singletary, A. 1-0.

TACKLES (UA-A)

Truman State-Cooper, Jesse 3-7; Phillips, M. 2-8; Thabateau, James 3-6; Massop, Robert 2-6; Their, Jason 5-2 Central Missouri-Ricketts, Kendall 3-6; Singletary, A. 4-4; Samia, John 2-5; Dillon, Mike 4-2; Wood, John 2-4



SCORING SUMMARY

TSU	0	0	7	0	-	7
UCM	7	0	0	20	-	27

1st Quarter

3:37 UCM - Milner, Glenn 13 yd run (Velazquez, Marcelo kick), 6-46, 2:50

3rd Quarter

13:11 TSU - King, Ryan 12 yd pass from Ticich, Matt (Masucci, Mickey kick), 3-17, 0:55

4th Quarter

11:36 UCM - Milner, Glenn 7 yd run (Velazquez kick), 4-29, 2:09

7:19 UCM - Braden, Jeremy 2 yd run (Dean, Stinson pass failed), 7-60, 3:12

1:00 UCM - Milner, Glenn 7 yd run (Velazquez kick), 5-29, 2:08

Game Notes

- Glenn Milner records first career 100 yard rushing game and three touchdown outing.
- Mules hold Truman to only 160 yards of total offense (season-best).

This Week in Mules Football

Last Year

September 9, 2006 * Warrensburg

Walton Stadium / Kennedy Field

Attendance: 9,970

Mules 10, Washburn 14

The battle of top 25 teams was as advertised Saturday at Walton Stadium/Kennedy Field, but the 25th ranked Ichabods knocked off the No. 19 Mules 14-10 in a defensive battle.

Neither team could find the endzone in the first quarter as the defenses stiffened on three drives by each team. Washburn struck first in the second period though, driving 70 yards in 13 plays. Running back Trent Hearn finished off the series with a two-yard plunge with 9:17 on the clock. The Ichabods had 10 rushing plays on the drive.

UCM came back on the next drive with an eight-play, 63-yard series that was capped off by a 19-yard Toby Korrodi touchdown pass to Matt Jacobsen. Korrodi came back to guide the drive after getting shaken up in the first quarter. Mike Spiegel pulled double duty, playing quarterback and wide receiver. Both teams had one more drive in the half, but nobody could score, going into the break tied 7-7.

UCM took the opening drive of the second half all the way to the WU 12 yard-line but Cody Huenefeld sacked Korrodi for a 10-yard loss. The Mules lined up for a field goal on fourth and 15 but UCM faked it with Spiegel completing a pass to Ted Maxwell. He couldn't stop himself, however, and went out of bounds four yards too short. The drive took up much of the third quarter, spanning 7:09.

Central Missouri got the ball back and drove it to the Washburn one-yard line but the Ichabods defense stopped Will Caldwell on third and one. It got worse for the Mules as Spencer Webb hit the left upright on a 17-yard field goal attempt to come away with no points on two consecutive

trips to the red zone.

After the third, it was still 7-7. The Ichabods took full advantage by scoring the first drive of the fourth quarter. The drive was highlighted by two big plays. The first was a 41-yard run from Ra'Shawn Mosely to the UCM 28 yard line. The Mules forced the 'Bods into a 3rd and 15 situation but quarterback Jordan Brill connected with Jake Lebahn for a 31-yard completion to the two-yard line. Hearn punched it in from there with 13:36 remaining in the game.

Central Missouri drove to WU territory on the ensuing possession but punted. WU went three and out and got off only a 20-yard punt. UCM could only gain eight yards but got a 44-yard field goal from Webb with the stout 20 mph wind at his back with 4:25 remaining.

The Mules defense did its job on the next possession, forcing the Ichabods to go three-and-out. Punter Ben Boswell booted a 51-yard punt into the wind however, pinning the Mules back inside their own 20.

The Washburn defense got pressure on Korrodi on the next three plays and forced the Mules to turnover on downs. Brill downed it three times in a row to run out the clock.

Central Missouri out-gained the Ichabods 298-to-249 with 229 yards in the air. Washburn had the bulk of its yards on the ground with 138 on 36 rushes.

Korrodi finished with 200 yards in the air while nine different receivers caught passes. Rod Washington was the player of the day on defense with 10 tackles (two for loss) and a sack.

SCORING SUMMARY

UCM	0	7	0	3	-	10
WU	0	7	0	7	-	14

2nd Quarter

09:17 WU - Trent Hearn 2 yd run (Sabel kick)

Drive - 13 plays, 70 yards, TOP - 4:46
05:07 UCM - Matt Jacobsen 19 yd pass from Korrodi (Webb kick)
Drive - 8 plays, 63 yards, TOP - 3:44

4th Quarter

13:46 WU - Trent Hearn 2 yd run (Sabel kick)

Drive - 8 plays, 80 yards, TOP - 2:09
04:25 UCM - Spencer Webb 44 yd field goal

Drive - 7 plays, 8 yards, TOP 3:43

GAME STATISTICS

	WU	UCM	
Score.....	14	10	RUSHING
FIRST DOWNS.....	13	19	Washburn- Ra'Shawn Mosley 11-77, Trent Hearn 13-46, Brandon Walker 5-26
RUSHES-YARDS (NET).....	36-138	30-69	Central Missouri- Jeremy Braden 15-54, Will Caldwell 1-37,
PASSING YDS (NET).....	111	229	PASSING
Passes Att-Comp-Int.....	18-10-0	35-23-0	Washburn- Jordan Brill 10-18-0-111
TOTAL OFFENSE PLAYS-YARDS.....	54-249	65-298	Central Missouri-Toby Korrodi 19-30-0-200, Mike Spiegel 4-5-0-29
Fumble Returns-Yards.....	0-0	0-0	RECEIVING
Punt Returns-Yards.....	1-1	0-0	Washburn- Sam Sissom 4-28, Jake Lebahn 3-66, Brandon Walker 1-6
Kickoff Returns-Yards.....	2-35	3-69	Central Missouri- Ted Maxwell 7-51, Matt Jacobsen 5-68, Mike Spiegel 3-25, Rolando Sawyer 2-23
Interception Returns-Yards.....	0-0	0-0	INTERCEPTIONS
Punts (Number-Avg).....	7-42.1	4-38.2	Washburn- 0
Fumbles-Lost.....	0-0	1-0	Central Missouri- Jake Weishaar 0
Penalties-Yards.....	5-45	4-44	SACKS (UA-A)
Possession Time.....	25:36	34:24	Washburn- Mitch Birt 1-0, Cody Huenefeld 1-0, Brandon Jackson 0-1, Eric Lawrence 0-1
Third-Down Conversions.....	4 of 13	6 of 14	Central Missouri- Rod Washington 1-0, Andrew Jilles 1-0, Derek Lampkin 1-0
Fourth-Down Conversions.....	0 of 0	0 of 2	TACKLES (UA-A)
Red-Zone Scores-Chances.....	2-3	1-3	Washburn- Zack Watkins 6-5, Michael Krajicek 3-3, Jarod Tetuan 3-3, Aaron Hicks 2-4
			Central Missouri- Rod Washington 7-3, Bruce Williams 4-2, Kellen Nesbitt 4-1, Kendall Ricketts