



# CENTRAL MISSOURI MULES FOOTBALL WEEKLY

## 2007 MIAA Standings

	MIAA			Overall		
	W	L	Pct.	W	L	Pct.
<b>UCM</b>	<b>2</b>	<b>0</b>	<b>1.000</b>	<b>3</b>	<b>1</b>	<b>.500</b>
NWMSU (10)	2	0	1.000	2	1	.000
ESU	1	1	.500	3	1	.000
FHSU	1	1	.500	3	1	.000
MSSU	1	1	.500	3	1	.000
MWSU	1	1	.500	3	1	.000
PSU (19)	1	1	.500	3	1	.000
WU	1	1	.500	2	2	.500
TSU	0	2	.000	2	2	.000
SBU	0	2	.000	0	4	.000

( ) Rank in AFCA poll as of Sept. 18.

## Upcoming MIAA Schedule Saturday, September 29

FHSU @ TSU	1:00 PM
<b>PSU @ UCM</b>	<b>1:30 PM</b>
WU @ MWSU	1:30 PM
ESU @ MSSU	6:00 PM
SBU @ NWMSU	6:00 PM

## Saturday, October 6

MSSU @ WU	1:00 PM
<b>UCM @ ESU</b>	<b>1:00 PM</b>
MWSU @ FHSU (HC)	1:30 PM
NWMSU vs. PSU @ Arrowhead Stadium	2:00 PM
TSU @ SBU	2:00 PM

## Media Contacts

### University of Central Missouri

Rob McCutcheon, Athletics Media Relations Director  
Phone - 660-543-4312 (office) or 660-441-1845 (cell)  
Fax - 660-543-8034 \* Email - [rmccutcheon@ucmo.edu](mailto:rmccutcheon@ucmo.edu)  
Web Site: [www.ucmo.edu/athletic](http://www.ucmo.edu/athletic)

### Pittsburg State University

Dan Wilkesl - Sports Information Director  
Phone - (620) 235-4147  
Fax - 620-235-4149 \* e-mail - [dwilkesl@pittstate.edu](mailto:dwilkesl@pittstate.edu)  
Web site: [www.pittstategorillas.com](http://www.pittstategorillas.com)

## Mules on the Airwaves

The Central Missouri Mules games can be heard on KOKO 1450 AM, 98.5 The BAR, and 90.9 KTBG FM (game only). The Mules' pregame show with host Shawn Jones begins 70 minutes prior to kickoff. Jones will provide the play-by-play with Joe Moore doing color commentary and Greg Hassler on the sidelines.

UCM broadcasts may also be heard on the Internet at [www.ucmo.edu/athletic](http://www.ucmo.edu/athletic).

Live stats will also be available for all **home** games on the UCM athletics website.

This week's game will be available to watch via the internet at [www.miaatv.com](http://www.miaatv.com) for a cost of \$5.95.

## Pittsburg State Gorillas (3-1, 1-1 MIAA) at Central Missouri Mules (3-1, 2-0 MIAA)

Saturday, September 29 \* 1:30 p.m.

### Walton Stadium/Kennedy Field

Today's Officials:

Craig Helser (referee), Dale Heckethorn (umpire), Robert Richeson (linesman), Rick Smith (line judge), Craig Goering (field judge), Steve Heiman (side judge), and Brian Chamberlin (back judge)

## Mules defense dominates Ichabods, 28-14

(Topeka, Kan.) – The University of Central Missouri Fighting Mules used the lethal combination of a stellar running game and a suffocating defense to hand Washburn a 28-14 loss and get head coach Willie Fritz his 78th career win, tying him with Terry Noland as the all-time winningest coach in UCM history.

When the game started it didn't look as if it would go the Mules (3-1, 2-0 MIAA) way as junior quarterback Stinson Dean threw an interception to the Ichabods' Cary Williams, who returned it 49 yards for a score at the 8:57 mark.

It was Dean's first start in nearly four years (since high school), but it didn't take long for him to get back in the groove as he led the Mules offense down the field for a 12 play, 65 yard scoring drive that spanned a season long 6:24 on the next possession. Junior running back Glenn Milner capped the march with a six-yard touchdown but perhaps the biggest play of the drive was an acrobatic, juggling catch by junior wideout Tim Richmond for 21 yards to convert on third and 12.

The Mules defense followed that by forcing WU (2-2, 1-1 MIAA) into another three-and-out, holding the Ichabods to only six plays in the first quarter. The offense tried to capitalize on the next possession, but stalled in Washburn territory and was forced to punt.

The defense came up big again though as senior free safety Kendall Ricketts laid a big hit on WU quarterback Jordan Brill on third and seven, while sophomore Adrian Chapman picked off the pass and returned it 11 yards to the WU 21. Brill got up shaky and would not return until the second half. Two plays later, Milner rolled around the corner from 21 yards out to give the Mules their first lead of the day with 11:15 to go before the break.

Central Missouri kept the onslaught going as it forced Washburn into a couple more three-and-outs before getting the ball back on its own 26 with 4:44 to go. UCM would move down the field in 13 plays and hand the ball to Justin

## Pittsburg State

### August

25 Texas A&M-Commerce... W 28-14

### September

1 East Central ..... W 41-15

15 at Missouri Southern .... W 31-28

22 Missouri Western ..... L 39-32

29 at Central Missouri .... 1:30 pm

### October

6 vs Northwest Missouri..... 2 pm

13 at Truman ..... 2 pm

20 at Southwest Baptist ..... 1:30 pm

27 Fort Hays State-HC ..... 2 pm

### November

3 at Washburn ..... 1 pm

10 Emporia State..... 2 pm

## Central Missouri

### August

23 at Minnesota State..... L 23-14

### September

8 Concordia-St. Paul..... W 56-24

15 Truman State\*..... W 27-7

22 at Washburn\*..... W 28-14

29 Pittsburg State\* ..... 1:30 pm

### October

6 at Emporia State\*..... 1 pm

13 at Northwest Missouri\*..... 1 pm

20 Missouri Southern\*-HC 1:30 pm

27 at Southwest Baptist\*..... 1:30 pm

### November

3 at Missouri Western\* ..... 1:30 pm

10 Fort Hays State\*..... 1:30 pm

\* - MIAA Game

# Mules Football Weekly

## Central Missouri Mules

### - General Information -

**School Location / Enrollment** . . . Warrensburg, Mo. / 11,000  
**Affiliation / Conference** . . . . . NCAA-II / MIAA  
**Nickname / Colors** . . . . . Mules / Cardinal & Black  
**Stadium (Capacity)** Walton Stadium / Kennedy Field (15,000)  
**Surface** . . . . . Sprin turf  
**Press Box** . . . . . 660-543-4905  
**Athletic Director** . . . . . Jerry Hughes  
**Media Relations Director** . Rob McCutcheon (660-543-4312)  
**FAX** . . . . . 660-543-8034  
**Email** . . . . . rmccutcheon@ucmo.edu  
**Web Site** . . . . . www.ucmo.edu/athletics  
**President** . . . . . Dr. Aaron Podolefsky

### - Coaching Staff -

**Head Coach (Alma Mater)** . Willie Fritz (Pittsburg State, '83)  
**Record at UCM** . . . . . 78-37 (57-34 MIAA, 11th year)  
**Career Record** . . . . . Same  
**Phone / Best Time to Call** . . . 660-543-4252 / Mornings  
**Assistant Coaches** . . . . . Theron Aych (wide receivers),  
Chuck Clemens (co-defensive coordinator/defensive line),  
Jeff Conway (offensive coordinator/quarterbacks),  
Scott Grinde (assistant head coach/offensive line),  
Gregg Nesbitt (co-defensive coordinator/linebackers),  
Shane Meyer (special teams) Bobby Klinck (graduate assistant)  
Kellen Nesbitt (graduate assistant), Jed Paulsen (graduate  
assistant), Matt Vandree (graduate assistant)

### - Team Information -

**Base Offense / Defense** . . . . . Multiple set / 4-4  
**2006 Record (MIAA Record)** . . . . . 5-6 (3-6 MIAA, T-6th)

## Pittsburg State University

### - General Information -

**School Location / Enrollment** . . . . . Pittsburg, KS. / 6,750  
**Affiliation / Conference** . . . . . NCAA-II / MIAA  
**Nickname / Colors** . . . . . Gorillas / Crimson & Gold  
**Stadium (Capacity)** . . . . . Carnie Smith Stadium (8,343)  
**Press Box** . . . . . 620-235-4869  
**Athletic Director** . . . . . Chuck Broyles  
**Media Relations Coordinator** . . . Dan Wilkes (620-235-4147)  
**FAX** . . . . . 620-235-4149  
**Email / Web Site** . . . . . dwilkes@pittstate.edu/  
. . . . . www.pittstategorillas.com  
**President** . . . . . Dr. Tom Bryant

### - Coaching Staff -

**Head Coach (Alma Mater)** . . . Chuck Broyles (Pitt State, '70)  
**Record at PSU** . . . . . 177-37-2 (18th year)  
**Career Record** . . . . . Same  
**Phone / Best Time to Call** . . . 620-235-4389 / Mornings  
**Assistant Coaches** . . . . . Tim Beck (Off Coordinator),  
Anton Stewart (Def Coordinator), Lance Cullen (DB),  
Bill Kroenke (OL), John Pierce (RB), Carl Roth (LB)

### - Team Information -

**Returning Starters (offense / defense / spec)** . . . 9 / 9 / 0  
**Base Offense / Defense** . . . . . Multiple / Option / 4-4  
**Series Record** . . . . . Pittsburg State leads 36-6-2  
**2006 Record** . . . . . 10-2 (7-2, T-2nd in the MIAA)  
**Top Returnees** Mark Smith (Jr., QB), Zac Robinson (Sr., OL),  
Drew Brown (Sr., OL), Jason Northern (Sr., LB), Nick Dellasega  
(Sr., DB)

Gore, who coasted in from five yards out to give the Mules a 21-7 lead with 14 seconds left on the clock.

The Central Missouri defense had some staggering numbers at the break. It held Washburn to 20 total yards, including -1 yard passing and not even a single first down on 16 plays. The Mules had 224 yards of offense and 14 first downs while dominating the time of possession by a margin of 20:30-to-9:30. Central Missouri ran 48 offensive plays in the half, thanks in large part to the 135 yards rushing by Milner and Jeremy Braden.

The Mules came out in the second half and allowed the Ichabods to gain a first down, but sacked Brill a few plays later and WU ended up netting only six yards before being forced to punt.

That was all the Mules offense needed to put WU away though. UCM marched a season-long 78 yards down the field in their first possession of the half, capped by a third Milner score to make it 28-7 with 8:11 left in the third quarter.

The Mules looked as if they would pile it on when Justin Brown picked off another WU pass at the UCM 20 and returned it all the way to the home team's 45 before getting knocked out of bounds. The Mules returned the favor though, tossing another interception a couple plays later to give it back to WU at its 36.

The Ichabods answered this time though, driving down the field and scoring on a six-yard TD pass to Drameagon Powers. It cut the advantage to a couple touchdowns, but that was as close as it would get. Anthony Parks returned the ensuing kickoff 49 yards and gave the field position back to the Mules.

In the fourth quarter UCM gave the Ichabods one more chance, as Braden had a controversial fumble that gave WU the ball back at the Mules 30 yard line. Brill went for the score on the next play but Ricketts was there and picked off his first pass of the year, returning it 49 yards to the WU 43 with 4:57 left. The Mules ran it seven consecutive times and forced Washburn to burn its timeouts and get the clock down to 1:59 before turning it over on downs.

The Mules' Bruce Williams iced it a couple plays later though, picking off Brill for the fourth time and returning it 40 yards to the WU 21. The Mules just ran out the clock from there.

Central Missouri finished the day with 374 yards of offense (201 rushing), compared to Washburn's 142 total yards. Milner led the way for UCM with 119 on the ground while Dean completed 15-of-25 for 173 yards in the air. Adrian Singletary led the Mules 'D' with seven stops to help UCM to 2-0 in the MIAA for the first time since 2003.

## Griffons shock No. 7 Gorillas in Pittsburg

(Pittsburg, Kan.) - Drew Newhart tossed a 38-yard touchdown pass to Cedric Houston with 22 seconds remaining to break a 32-32 tie and spark Missouri Western State University to a 39-32 victory over seventh-ranked Pittsburg State University Saturday (Sept. 22) at Brandenburg Field/Carnie Smith Stadium.

The Gorillas (3-1, 1-1 MIAA) knotted the score at 32-32 on a 36-yard field goal by Jared Witter with 4:15 to play, and Pitt State was driving for a potential go-ahead score when the Griffons (3-1, 1-1 MIAA) forced a game-changing turnover.

Soane Etu hit sacked PSU quarterback Mark Smith as he attempted to pass on a second-down play from midfield, knocking the ball loose on the play. Martin Lane recovered the ball for the Griffons at the PSU 44 with 34 seconds to play in the game.

Two plays later, Newhart, who attempted only three passes in the fourth quarter, pump faked and hit Houston in stride for the winning score.

Smith tried to lead a desperate bid to force overtime, driving PSU to the MWSU 28 with two seconds left but his final pass into the end zone was intercepted by Kendall Davis to end the game.

The Griffons piled up 319 rushing yards in the contest with La'Darrian Page and Thomas Hodges each knifing Pitt State for 155 yards. Page found the end zone twice, while Hodges added a third score.

# Mules Football Weekly

## The 2007 Mules Record When...

Rushing for more than opponent	3-1
Rushing for less than opponent	0-0
A UCM player rushes for 100+ yards	2-0
A UCM player rushes for 200+ yards	0-0
Passing for more than opponent	2-0
Passing for less than opponent	1-1
A UCM player passes for 200+ yards	0-0
A UCM player passes for 300+ yards	0-0
A UCM player has 100+ yards receiving	0-0
A UCM player has 200+ yards receiving	0-0
Having more total yards	3-0
Having less total yards	0-1
Having fewer turnovers	2-1
Having more turnovers	0-0
Having same turnovers	1-0
Having a touchdown return	0-0
Blocking a kick or punt	1-0
Holding opponent under 100 yards rushing	3-1
Holding opponent under 200 yards passing	2-0
Leading in time of possession	3-1
Trailing in time of possession	0-0
Playing at home	2-0
Playing on the road	1-1
Playing on natural grass	0-1
Playing on artificial turf	3-0
Playing at night	0-1
Playing during the day	3-0
Playing an MIAA opponent	2-0
Playing a team from Kansas	1-0
Playing a team from Missouri	1-0
Playing a team from Minnesota	1-1
Scoring first	2-1
Opponents score first	1-0
Scoring last	1-0
Opponents score last	2-1
Leading after the first quarter	1-0
Trailing after the first quarter	1-0
Tied after the first quarter	1-1
Leading at halftime	3-0
Trailing at halftime	0-0
Tied at halftime	0-1
Leading after the third quarter	2-0
Trailing after the third quarter	0-0
Tied after the third quarter	1-1

Smith passed for 257 yards, including a 67-yard TD pass to Harrison Kush, and Caleb Farabi rushed 34 times for 175 yards and two touchdowns for the Gorillas.

Pitt State led 16-7 after scoring on the opening drive of the third quarter, but Western responded with 22 third-quarter points.

The Gorillas suffered just their seventh regular season home loss since 1985. Pitt State had posted a 121-6-1 record in "The Pitt" in its previous 128 home games. Western snapped an 11-game losing streak to Pitt State in Pittsburg, winning for the first time since a 42-34 shootout on Nov. 3, 1984.



UCM head coach  
Willie Fritz

## The Series & Coaches

This is the 45th meeting between the Mules and the Gorillas with each squad winning on its home field the last two seasons. PSU leads the overall series 36-6-2. UCM defeated the Gorillas 83-21 the last time they came to Walton Stadium. Last season was a 35-30 win for the Gorillas in Pittsburg.

Fritz is 2-8 against Pittsburg State with wins coming in 2002 and 2005. Broyles is 15-2 against UCM.

**Willie Fritz** is in his 11th season as head coach at the University of Central Missouri. He is 78-37 as the Mules' mentor, 57-34 vs. MIAA opponents. His .678 winning percentage is fourth best in UCM football history, while his 78 career wins is tied with Terry Noland as UCM's all-time winningest coach.

A 1983 graduate of Pittsburg State University, he currently ranks ninth in the MIAA in career wins, third among active MIAA coaches.

**Chuck Broyles** is in his 18th season at Pittsburg State and is the winningest active head coach in the MIAA with an overall mark of 177-37-2. He has led the Gorillas to the NCAA Division II playoffs in 14 of his 17 seasons as head coach, including four berths in the Division II Championship Game ('91, '92, '95, '04) and the 1991 NCAA Division II National Championship.



PSU head coach  
Chuck Broyles

## Mules vs. Pittsburg State University (PSU leads 36-6-2)

1916..... PSU 12, UCM 0	1955..... PSU 7, UCM 6	1992..... PSU 20, UCM 10
1917..... PSU 33, UCM 0	1956..... PSU 28, UCM 6	1993..... PSU 19, UCM 17
1919..... PSU 14, UCM 0	1957..... PSU 31, UCM 0	1994..... PSU 35, UCM 7
1920..... UCM 9, PSU 7	1958..... UCM 19, PSU 19 (T)	1995..... PSU 37, UCM 16
1924..... PSU 6, UCM 0	1959..... UCM 27, PSU 26	1996..... PSU 14, UCM 12
1940..... UCM 20, PSU 0	1960..... PSU 39, UCM 21	1997..... PSU 30, UCM 29 (OT)
1941..... UCM 6, PSU 6 (T)	1961..... PSU 47, UCM 0	1998..... PSU 32, UCM 14
1942..... PSU 32, UCM 7	1962..... PSU 16, UCM 0	1999..... PSU 14, UCM 7
1943..... PSU 20, UCM 0	1963..... PSU 7, UCM 0	2000..... PSU 23, UCM 20
1944..... PSU 19, UCM 7	1964..... PSU 21, UCM 7	2001..... PSU 38, UCM 13
1945..... PSU 12, UCM 0	1965..... PSU 23, UCM 6	2002..... UCM 23, PSU 20 (OT)
1946..... PSU 12, UCM 0	1966..... PSU 20, UCM 18	2003..... PSU 28, UCM 24
1950..... UCM 32, PSU 21	1989..... PSU 60, UCM 5	2004..... PSU 47, UCM 27
..... (Shrine Bowl)	1990..... PSU 9, UCM 7	2005..... UCM 83, PSU 21
1954..... PSU 33, UCM 13	1991..... PSU 28, UCM 14	2006..... PSU 35, UCM 30

## Scouting the Gorillas

Pittsburg State come in to the outing after suffering its first loss of the season at home last week to Missouri Western. The Gorillas are led by a potent offense in which they average nearly 265 yards rushing per game.

Running back Caleb Farabi leads the MIAA and ranks sixth in the nation with 159 rushing yards per game while quarterback Mark Smith has 290 yards on the ground. Smith also averages 174 yards through the air and completes 60 percent of his passes.

The PSU defense allows 373 yards per game, including 195 per outing on the rush. Jeremy Jackson and Nick Dellasega lead the squad with 31 and 30 tackles, respectively. The Gorillas defense has also forced seven interceptions and two fumbles on the season.

# Mules Football Weekly

## 2007 AFCA Top 25 Poll

As of September 25, 2007

Rank	School (1st votes)	Rec.	Pts.	Prvs.
1.	Grand Valley St. (Mich.) (27)	.3-0	699	1
2.	North Dakota	.4-0	667	2
3.	North Alabama (1)	.3-0	644	3
4.	<b>Chadron St. (Neb.)</b>	<b>.4-0</b>	<b>596</b>	<b>5</b>
5.	Valdosta St. (Ga.)	.3-0	586	4
6.	Nebraska-Omaha	.4-0	550	6
7.	Carson-Newman (Tenn.)	.4-0	520	8
8.	Delta St. (Miss.)	.3-0	494	9
9.	Newberry (S.C.)	.4-0	441	11
10.	<b>Northwest Missouri St.</b>	<b>.2-1</b>	<b>439</b>	<b>10</b>
11.	<b>West Texas A&amp;M</b>	<b>.4-0</b>	<b>412</b>	<b>12</b>
12.	California (Pa.)	.4-0	386	13
13.	<b>Midwestern St. (Texas)</b>	<b>.4-0</b>	<b>379</b>	<b>14</b>
14.	Catawba (N.C.)	.4-0	327	15
15.	<b>Tarleton St. (Texas)</b>	<b>.4-0</b>	<b>311</b>	<b>16</b>
16.	South Dakota	.3-1	269	17
17.	<b>Abilene Christian (Texas)</b>	<b>.3-1</b>	<b>215</b>	<b>18</b>
18.	Wingate (N.C.)	.4-0	208	19
19.	<b>Pittsburg St. (Kan.)</b>	<b>.3-1</b>	<b>194</b>	<b>7</b>
20.	West Chester (Pa.)	.3-1	146	20
21.	Indiana (Pa.)	.3-0	128	22
22.	Shepherd (W.Va.)	.3-1	98	21
23.	Mars Hill (N.C.)	.4-0	96	24
24.	<b>Missouri Western St.</b>	<b>.3-1</b>	<b>79</b>	<b>NR</b>
25.	Tuskegee (Ala.)	.3-0	67	25

**Others Receiving Votes:** Central Washington, 21; Eastern New Mexico, 21; Tiffin (Ohio), 18; Winona St. (Minn.), 15; Albany St. (Ga.), 13; **Central Missouri, 11**; Bemidji St. (Minn.), 9; Virginia Union, 9; Minnesota St.-Mankato, 6; Slippery Rock (Pa.), 6; Edinboro (Pa.), 4; **Fort Hays St. (Kan.), 4**; Ashland (Ohio), 3; Mesa St. (Colo.), 3; Bryant (R.I.), 2; Nebraska-Kearney, 2; Ouachita Baptist (Ark.), 1; Saginaw Valley St. (Mich.), 1.

## D2Football.com Top 25 Poll

As of September 25

Rank	School	Record
1	Grand Valley	.3-0
2	North Dakota	.4-0
3	North Alabama	.3-0
4	<b>Chadron State</b>	<b>.4-0</b>
5	Nebraska-Omaha	.4-0
6	Valdosta State	.3-0
7	Delta State	.3-0
8	<b>Northwest Missouri</b>	<b>.2-1</b>
9	<b>West Texas A&amp;M</b>	<b>.4-0</b>
10	Newberry	.4-0
11	Carson-Newman	.4-0
12	California	.4-0
13	<b>Midwestern State</b>	<b>.4-0</b>
14	South Dakota	.3-1
15	Catawba	.4-0
16	<b>Tarleton State</b>	<b>.4-0</b>
17	West Chester	.3-1
18	Shepherd	.3-1
19	<b>Abilene Christian</b>	<b>.3-1</b>
20	<b>Missouri Western</b>	<b>.3-1</b>
21	<b>Pittsburg State</b>	<b>.3-1</b>
22	IUP	.3-0
23	Wingate	.4-0
24	Tuskegee	.3-0
25	Central Washington	.2-1

## Running Game Success

The Mules are 44-4 since the 2001 season when they have outgained their opponents on the ground versus a 7-15 mark when they have been outrushed by their opponents. Last week, the Mules outrushed Washburn 201-to-63.

## Fritz Special Forces

Mules coach Willie Fritz is known for his attention to special teams. During his tenure, the Mules have **returned 20 punts for touchdowns** and **seven kickoffs to pay dirt**. And even more impressive, his teams have **blocked 31 punts** during his tenure. The school record for blocks in a season is six (set twice, both in Fritz' reign, 2003 and 1999).

## Turnover Ratio

The Mules are 33-5 since 2001 when they have won the turnover battle compared to 10-10 when they have committed more turnovers. They are also 8-4 when both teams are tied in turnovers. Following is the break down for positive/negative

+1 = 12-3; lost to NWMSU in 2004, WU in 2005, PSU in 2006
+2 = 7-2; lost to Pittsburg State 28-24 in 2003, lost to MSU in 2007
+3 = 6-0      +4 = 3-0
+5 = 3-0      +6 = 2-0
<b>EVEN = 8-4    -1 = 6-2</b>
-2 = 0-3      -3 = 3-3
-4 = 0-2      -5 = 0-1

## MIAA Starts

The Mules have now started the MIAA season with a 2-0 mark five times under coach Fritz. In the last 10 years, UCM has extended its start to 3-0 on four occasions (1998, 2001, 2002, 2003). The best start ever for a Mules team in MIAA play under Fritz was the 2002 NCAA-II playoff season when they went 6-0.

## Two-Headed Rush

The Mules have unleashed the two-headed running attack of **Glenn Milner** and **Jeremy Braden** over the last three weeks. Milner has run for 305 yards and seven touchdowns while Braden has gone for 192 yards a two scores. Both have logged at least 11 carries per game during the stretch as well. 497 yards and nine touchdowns rushing in the last two outings between the two backs.

## Route Jumpers

**Central Missouri has picked off a national best 10 passes in the first four games of 2007.** All five of the Mules starting defensive backs have already picked up an interception. Free safety Kendall Ricketts grabbed his first of the season last week and now has 10 for his career, ranking him in a tie for sixth all time at UCM. He also has four returned for touchdowns, which is an MIAA record.

## A Stroll in the Parks

Senior wide receiver **Anthony Parks** has been the Mules biggest offensive threat so far this season and ranks fifth in the MIAA in all-purpose yards at 117.8 per game. He returns punts and kickoffs as well as playing wideout. So far this year, he has a team-leading three touchdown catches and 471 all-purpose yards to go with his 3.5 catches per game (8th in the MIAA).

He also ranks among the MIAA leaders in both punt (3rd) and kick return (4th) average.

# This Week in Mules Football

## Dominating Defense

The Mules defense had its best outing of the season on Saturday against Washburn, giving up only 142 yards of total offense, including only 79 through the air. They also forced WU quarterback Jordan Brill into four interceptions. The Mules didn't allow the Ichabods to gain a first down the entire opening period.

The Mules defense on the running side has been even more impressive this season. **They allow only 29.8 yards per game to rank fourth in the nation in run defense.** Last week against Washburn, they held leading rusher Ra'Shawn Mosley to 62 yards.

## Closing Out the Game

The Mules can credit most of their losses over the last two seasons to their performance in the second half and more importantly, the fourth quarter. The Mules have had a lead or been tied in the second half of 13 of their last 15 games and have lost seven times in that span.

In the Mules seven wins, they have outscored opponents 97-31 in the fourth quarter and have not scored fewer than the opposition in any of those final periods. They held the other team scoreless in five of those fourth quarters as well.

In the Mules seven losses, they have been outscored 61-30 in the fourth quarter and have allowed at least a touchdown in that period all seven times.

**Every time the Mules have pitched a fourth quarter shutout, they win.**

## Tacklin' Machine

Senior free safety **Kendall Ricketts'** comes into 2007 as a pre-season All-American after garnering All-American honors in each of the past two years. If he earns the honor again, he will be the first to do so in Central Missouri football history.

He is fifth place in UCM history with 291 tackles and grabbed his 10th career interception last week to move into a tie for sixth all-time at UCM (For complete list, go to page 7).

## Dean Goes Under Center

The Mules were tied with TSU 7-7 going into the fourth quarter two weeks ago and decided to make a change at quarterback to spark the offense. When they brought in **Stinson Dean**, the Mules scored three touchdowns and he went five-of-six for 62 yards. Last week against Washburn, he threw for 173 yards and two interceptions in his first start since high school. **Since the change though, UCM has outscored its two opponents 49-14.**

## Ranking upset

The Mules were 0-4 against ranked opponents last season but ended the 2005 season with a bang when they defeated the 11th ranked Pittsburg State Gorillas 83-21 at Walton Stadium/Kennedy Field.

The Mules had not knocked off a ranked opponent since 2003 before that. They defeated No. 10 Emporia State and No. 17 Northwest Missouri that year on the way to a share of the MIAA title.

## Mules in the Top 25

The Mules are receiving votes this week for the first time since the third game of last season when they were No. 19 in the nation, playing against WU, who was 25th at the time.

## Mules in the Pros:

The only Mule left on an NFL roster this season is **Delanie Walker** of the 2-0 San Francisco 49ers. He has played in both of the games this season but has not recorded any catches at the tight end/H-back position.

### 2007 Central Missouri Mules Team Awards

Each week the Mules will select eight team awards--Most Valuable Players on offense, defense, and special teams; the "Lights Out" award for the biggest hit in the game; the "Union Award" for the outstanding offensive lineman; the "Swarm Award" for the defensive player who demonstrates the greatest hustle; and the Mule of the Week Award.

	Offensive MVP	Defensive MVP	Special Forces MVP	Lights Out	Union	Swarm	Mule of the Week
Minnesota State	Glen Milner-RB	Randy Shepherd-CB	Max Fairclough-LB	Adrian Singletary-LB	Jon Books-RG	Mike Dillon-LB	Reid Allison & Shawn Cox
Concordia-St. Paul	Seth Mason-WR	Derek Lampkin-DT	Marcelo Velazquez-K Max Fairclough-LB	Max Fairclough-LB	Jon Books-RG	Steven Ehase-SS	Dakota Smith & Michael Lackey
Truman	Glenn Milner-RB Jeremy Braden-RB	Adrian Singletary-LB	Anthony Parks-WR	Adrian Chapman-DB	Craig Harrison-LT	Steven Ehase-SS Cody Scribner-LB	
Washburn	Glenn Milner-RB	Kendall Ricketts-FS	Matt Frankel-P	Kendall Ricketts-FS	Mike Gunselman-LG	Steven Ehase-SS	Spencer Webb & Pete Brown
Pittsburg State							
Emporia State							
Northwest Missouri							
Missouri Southern							
Southwest Baptist							
Missouri Western							
Fort Hays State							

### 2007 Central Missouri Mules Conference & National Awards

#### MIAA Player of the Week

Marcelo Velazquez- Special Teams - Sept. 8

#### National Player of the Week

# This Week in Mules Football

## 2007 MIAA Preseason

### Coaches Poll

School	Points
1. NWMSU (9)	81
2. PSU	71
3. WU (1)	59
4. UCM	55
5. MWSU	53
6. TSU	41
7. MSSU	35
8. ESU	29
9. FHSU	16
10. SBU	10

( ) Number of first place votes.

### 2007 UCM Scoring Drives

Drive of less than 10 yards:	.0
From 10-29 yards	.7
From 30-49 yards	.4
From 50-69 yards	.7
From 70-79 yards	.2
From 80-89 yards	.0
From 90-99 yards	.0
Drive of 1-5 plays	.5
6-10 plays	.11
11+ plays	.3
Less than 1:00	.2
1:00-1:59	.3
2:00-2:59	.7
3:00-3:59	.2
4:00-4:59	.5
5:00 or more	.1
Defensive TD's	.0
Special Teams TD's	.0

### 2007 High and Low Tidbits

Longest Drive (yards)	.78 yards vs. WU
Longest Drive (time)	.6:24, vs. WU
Longest Drive (plays)	.13, vs. WU
Shortest Drive (yards)	.21, vs. WU
Shortest Drive (time)	.0:14, vs. WU
Shortest Drive (plays)	.2, two times
Longest running play	.39
Longest passing play	.47
Longest run allowed	.15
Longest pass allowed	.66
Most points in a game	.56
Most points in a quarter	.20, two times
Most points in a half	.33

## The Last Time it Happened

### Individual

#### 400-Yards Passing

432 - Jeff Phillips vs. Missouri-Rolla (October 4, 1986 - School Record)

#### 300-Yards Passing

348 - Toby Korrodi vs. Emporia State (November 4, 2006)

#### 40 Pass Attempts

47 - Toby Korrodi vs. Northwest Missouri (October 28, 2006)

#### 20 Pass Completions

20 (of 49) - Eric Czerniewski vs. Minnesota State (August 23, 2007)

#### 100 Receiving Yards

123 (five receptions) - Rolando Sawyer vs. Southwest Baptist (October 14, 2006)

#### 150 Receiving Yards

152 (eight receptions) - Todd Devoe vs. Emporia State (September 22, 2001)

#### 200 Receiving Yards

228 (10 receptions) - Eddie Coates vs. Eastern Illinois (Oct. 4, 1969 - School Record)

#### 100-149 Rushing Yards

119 (28 carries) - Glenn Milner vs. Washburn (September 22, 2007)

#### 150-199 Rushing Yards

163 (25 carries) - Will Caldwell vs. Southwest Baptist (October 14, 2006)

#### 200+ Rushing Yards

276 (22 carries) - Will Caldwell vs. Pittsburg State (November 5, 2005 - School Record)

#### Kickoff Return for a Touchdown

93 yards - Delanie Walker vs. Lincoln (September 1, 2005)

#### Punt Return for a Touchdown

46 yards - Matt Jacobsen vs. Dakota State (September 9, 2006)

#### Interception Return for a Touchdown

59 yards - Kendall Ricketts vs. Fort Hays State (September 30, 2006)

#### Fumble Recovery for a Touchdown

0 yards - Adrian Singletary vs. Lincoln (September 1, 2005)

### Team

#### 500-599 Yards in Total Offense

vs. Emporia (505 yards - November 4, 2006)

#### 600+ Yards in Total Offense

vs. Pittsburg State (704 yards - November 5, 2005 - School Record)

#### 30 First Downs

vs. Pittsburg State (32 - November 5, 2005 - School Record)

#### Overtime Game

vs. Pittsburg State (November 16, 2002 - won 23-20)

#### Double Overtime Game

vs. Truman (September 27, 1997 - lost 37-34)

#### Last Time Shutout

vs. Missouri Southern (35-0, September 21, 1991)

#### Last Time UCM Shutout an Opponent

vs. Dakota State (52-0, September 9, 2006)

# This Week in Mules Football

## MIAA Comparison

UCM	Category	PSU
31.2 (T-5th)	Scoring Offense	33.0 (4th)
17.0 (T-4th)	Scoring Defense	24.0 (7th)
172.8 (5th)	Rushing Offense	263.5 (1st)
29.8 (1st)	Rushing Defense	195.0 (9th)
181.8 (7th)	Pass Offense	175.2 (8th)
241.0 (8th)	Pass Defense	178.0 (2nd)
354.5 (7th)	Total Offense	438.8 (3rd)
270.8 (1st)	Total Defense	373.0 (7th)
+1.25 (4th)	Turnover Margin	+0.75 (6th)
24.9 (2nd)	Kick Returns	20.5 (7th)
8.5 (7th)	Punt Returns	9.5 (6th)
33.2 (5th)	Punt Average	29.4 (8th)
79 (5th)	1st Downs	94 (1st)
57 (T-1st)	Opp. 1st Downs	74 (7th)
10 (T-3rd)	Sacks By	8 (T-5th)
5 (T-3rd)	Sacks Against	4 (2nd)
45.5 ypg (3rd)	Penalties	31.2 ypg (1st)
50% (T-1st)	3rd Down Conv.	45.8% (4th)
26.4% (2nd)	Opp. 3rd Down Conv.	34.5% (5th)
33.3% (10th)	4th Down Conv.	37.5% (8th)
33.3% (T-4th)	Opp. 4th Down Conv.	33.3% (T-4th)
57.1% (8th)	Field Goals	62.5% (T-4th)
34:35 (1st)	Time of Possession	33:32 (2nd)
19-24 (6th)	Red Zone Offense	17-19 (1st)
5-7 (6th)	Red Zone Defense	7-10 (5th)

## Mules in the MIAA Ranks

(Only listed if ranked in the top 3)

### Individual

3. Anthony Parks (Punt returns)	8.5 avg
2. Matt Frankel (Punting)	41.3 avg
T-1. Marcelo Velazquez (PAT pct.)	100% (15-15)
T-1. Dallas Bryant (Fumbles rcvd)	.50 pg
T-2. Bruce Williams (Passes def.)	1.5 pg

## Mules in the National Ranks

(Only listed if ranked in the top 25)

### Team

1. Interceptions	10
4. Rushing Defense	29.8 pg
4. Turnovers Gained	14
22. Kickoff Returns	24.9 avg
23. Turnover Margin	+1.3 pg
25. Total Defense	270.8 pg

### Individual

16. Matt Frankel (Punting)	41.3 avg
18. Anthony Parks (Kick Returns)	30.1 avg
20. Glenn Milner (Scoring)	10.5 pg

## Current Mules in the Record Books

### Most Tackles (Career)

- 333 - Joe Grubb (180 solo, 153 assists) . . . . . 1989-92
- 314 - Lanny Curnes (102 solo, 212 assists) . . . . . 1982-85
- 310 - David Neuenschwander (170 solo, 140 assists) . . . . . 1994-97
- 302 - Gary Pitts (137 solo, 165 assists) . . . . . 1981-84
- 291 - Kendall Ricketts (151 S, 140 A) . . . . . 2004-present**
- 285 - Jason Vanloo (145 solo, 140 assists) . . . . . 2002-04
- 278 - Greg Sloan (105 solo, 173 assists) . . . . . 1988-91
- 262 - McCabe Turner (101 solo, 161 assists) . . . . . 1991-94
- 260 - Bart Woods (142 solo, 118 assists) . . . . . 1990-93
- 235 - Ray Lingard (134 solo, 101 assists) . . . . . 1989-92

### Most Interceptions (Career)

- 22 - Ron Collier . . . . . 1968-71
- 18 - Robin Fisher . . . . . 1980-84
- 15 - Steve Oberweather . . . . . 1975-78
- 15 - Greg Maack . . . . . 1981-82
- 12 - Clint Steiner . . . . . 1997-00
- 10 - Kendall Ricketts . . . . . 2004-present**
- 10 - Pete Santoro . . . . . 1968-71
- 10 - Brian Riley . . . . . 2000-02
- 9 - David Ruether . . . . . 1998-01
- 8 - Mike Baker . . . . . 1978-81
- 8 - Tracy Estes . . . . . 1980-82
- 8 - Mark Peoples . . . . . 1986-90
- 8 - Marlin Johnson . . . . . 1993-96

### Most Points Scored - Kicking (Game)

- 19 - Steve Huff . . . . . vs. SE Missouri (Nov 2, 1985)
- 18 - Marcelo Velazquez . . . . . vs. Concordia-St. Paul (Sept. 8, 2007)**
- 16 - Spencer Webb . . . . . at Lincoln (Sept 2, 2006)**
- 15 - Brandon Starks . . . . . vs. Langston (Sept 11, 2003)
- 14 - Phil Brandt . . . . . at Lincoln (Sept 16, 1989)
- 14 - Steve Huff . . . . . vs. SE Missouri (Nov 12, 1983)
- 14 - Brandon Starks . . . . . vs. MO Southern (Sept 27, 2003)
- 13 - Shane Meyer . . . . . vs. Upper Iowa (Sept 7, 1995)
- 13 - Brandon Starks . . . . . vs. MO-Rolla (Oct 18, 2003)
- 13 - Pat Wilson . . . . . vs. NW Missouri (Oct 27, 2001)
- 13 - Pat Wilson . . . . . vs. Ottawa (Sept 6, 2001)

### Most Rushing Touchdowns (Season)

- 22 - Kegan Coleman . . . . . 2002
- 18 - Lee Thompson . . . . . 2001
- 16 - Kegan Coleman . . . . . 2003
- 16 - Lee Thompson . . . . . 2004
- 15 - Elliott Eley . . . . . 1988
- 15 - Jason Graham . . . . . 1999
- 15 - Lee Thompson . . . . . 2003
- 13 - Elliott Eley . . . . . 1987
- 13 - Emmett Staples . . . . . 1994
- 12 - Henry Caldwell . . . . . 1993
- 12 - Manny Evans . . . . . 2000
- 12 - Kegan Coleman . . . . . 2004
- 12 - Will Caldwell . . . . . 2005

### Getting close:

- 7 - Glenn Milner . . . . . 2007

# This Week in Mules Football

## Minnesota State

### August

23 **Central Missouri** ..... W 23-14  
30 at Northern Iowa ..... L 41-14

### September

6 Peru State ..... W 70-0  
15 Augustana ..... W 26-16  
29 at Nebraska-Omaha ..... 1 pm

### October

6 North Dakota ..... 3 pm  
13 at Minnesota-Duluth ..... 1 pm  
20 St. Cloud State ..... 1 pm  
27 at South Dakota ..... 2 pm

### November

3 Central Washington ..... 12 pm  
10 at Western Washington ..... 3 pm

## Concordia-St. Paul

### September

1 at Augustana ..... W 20-19  
8 **at Central Missouri** ..... L 56-24  
15 at Northern State ..... L 15-9  
22 University of Mary ..... L 37-20  
29 at Winona State ..... 1 pm

### October

6 at SW Minnesota State ..... 6 pm  
13 MSU Moorhead ..... 1 pm  
20 Upper Iowa ..... 1 pm  
27 Wayne State ..... 1 pm

### November

3 at Bemidji State ..... 1 pm  
9 at Minnesota-Crookston ..... 4 pm

## Truman

### August

25 at Missouri-Rolla ..... W 38-31

### September

8 Upper Iowa ..... W 55-31  
16 **at Central Missouri** ..... L 27-7  
22 at Northwest Missouri ..... L 53-6  
29 Fort Hays State ..... 2:00 pm

### October

6 at Southwest Baptist ..... 2:00 pm  
13 Pittsburg State ..... 2:00 pm  
20 at Washburn ..... 1:00 pm  
27 Emporia State-HC ..... 2:00 pm

### November

3 at Missouri Southern ..... 1:00 pm  
10 Missouri Western ..... 2:00 pm

## Washburn

### August

25 Chadron State ..... L 34-24

### September

1 at Colorado-Mines ..... W 27-7  
15 Fort Hays State ..... W 28-10  
22 **Central Missouri** ..... L 28-14  
29 at Missouri Western ..... 2 pm

### October

6 Missouri Southern ..... 1 pm  
13 at Emporia State ..... 1 pm  
20 Truman - HC ..... 1 pm  
27 at Northwest Missouri ..... 1:30 pm

### November

3 Pittsburg State ..... 1 pm  
10 Southwest Baptist ..... 1:30 pm

## 2007 MIAA Standings

	MIAA			Overall		
	W	L	Pct.	W	L	Pct.
<b>UCM</b>	<b>2</b>	<b>0</b>	<b>1.000</b>	<b>3</b>	<b>1</b>	<b>.500</b>
NWMSU (10)	2	0	1.000	2	1	.000
ESU	1	1	.500	3	1	.000
FHSU	1	1	.500	3	1	.000
MSSU	1	1	.500	3	1	.000
MWSU	1	1	.500	3	1	.000
PSU (19)	1	1	.500	3	1	.000
WU	1	1	.500	2	2	.500
TSU	0	2	.000	2	2	.000
SBU	0	2	.000	0	4	.000

( ) Rank in AFCA poll as of Sept. 18.

## Upcoming MIAA Schedule

### Saturday, September 29

FHSU @ TSU ..... 1:00 PM  
PSU @ UCM ..... 1:30 PM  
WU @ MWSU ..... 1:30 PM  
ESU @ MSSU ..... 6:00 PM  
SBU @ NWMSU ..... 6:00 PM

### Saturday, October 6

MSSU @ WU ..... 1:00 PM  
UCM @ ESU ..... 1:00 PM  
MWSU @ FHSU (HC) ..... 1:30 PM  
NWMSU vs. PSU @ Arrowhead Stadium .. 2:00 PM  
TSU @ SBU ..... 2:00 PM

## Southwest Baptist

### August

30 at Harding ..... L 43-40

### September

8 at Southeast Missouri ..... L 38-17  
15 at Emporia State ..... L 35-28  
22 Missouri Southern ..... L 17-16  
29 at Northwest Missouri ..... 6 pm

### October

6 Truman -HC ..... 2 pm  
13 at Missouri Western ..... 1:30 pm  
20 Pittsburg State ..... 1:30 pm  
27 **Central Missouri** ..... 1:30 pm

### November

3 at Fort Hays State ..... 2 pm  
10 Washburn ..... 1:30 pm

## Pittsburg State

### August

25 Texas A&M-Commerce... W 28-14

### September

1 East Central ..... W 41-15  
15 at Missouri Southern ..... W 31-28  
22 Missouri Western ..... L 39-32  
29 **at Central Missouri** ..... 1:30 pm

### October

6 vs Northwest Missouri ..... 2 pm  
13 at Truman ..... 2 pm  
20 at Southwest Baptist ..... 1:30 pm  
27 Fort Hays State-HC ..... 2 pm

### November

3 at Washburn ..... 1 pm  
10 Emporia State ..... 2 pm

## Emporia State

### September

1 at Western State ..... W 7-3  
8 at Central Oklahoma ..... W 17-7  
15 Southwest Baptist ..... W 35-28  
22 at Fort Hays State ..... L 26-12  
29 at Missouri Southern ..... 6 pm

### October

6 **Central Missouri** ..... 1 pm  
13 Washburn ..... 1 pm  
20 Missouri Western - HC ..... 1 pm  
27 at Truman ..... 2 pm

### November

3 Northwest Missouri ..... 1 pm  
10 at Pittsburg State ..... 2 pm

## Northwest Missouri

### August

23 Arkansas Tech ..... No Game

### September

8 at Nebraska-Omaha ..... L 26-21  
15 at Missouri Western ..... W 44-20  
22 Truman ..... W 53-6  
29 Southwest Baptist ..... 6 pm

### October

6 vs. Pittsburg State ..... 2 pm  
13 **Central Missouri** ..... 1 pm  
20 at Fort Hays State ..... 2 pm  
27 Washburn - HC ..... 1:30 pm

### November

3 at Emporia State ..... 1 pm  
10 Missouri Southern ..... 1 pm

## Missouri Southern

### August

30 at Haskell ..... W 51-0

### September

8 Harding ..... W 48-20  
15 Pittsburg State ..... L 31-28  
22 at Southwest Baptist ..... W 17-16  
29 Emporia State ..... 6 pm

### October

6 at Washburn ..... 1 pm  
13 Fort Hays State-HC ..... 1 pm  
20 **at Central Missouri** ..... 1:30 pm  
27 at Missouri Western ..... 1:30 pm

### November

3 Truman ..... 1 pm  
10 at Northwest Missouri ..... 1 pm

## Missouri Western

### September

1 Baker ..... W 42-24  
8 at Minnesota-Duluth ..... W 45-27  
15 Northwest Missouri ..... L 44-20  
22 at Pittsburg State ..... W 39-32  
29 Washburn ..... 1:30 pm

### October

6 at Fort Hays State ..... 2 pm  
13 Southwest Baptist -HC ..... 1:30 pm  
20 at Emporia State ..... 1 pm  
27 Missouri Southern ..... 1:30 pm

### November

3 **Central Missouri** ..... 1:30 pm  
10 at Truman ..... 2 pm

## Fort Hays State

### August

25 Western State ..... W 55-3

### September

8 Colorado-Mines ..... W 34-10  
15 at Washburn ..... L 28-10  
22 Emporia State ..... W 26-12  
29 at Truman ..... 2 pm

### October

6 Missouri Western -HC ..... 2 pm  
13 at Missouri Southern ..... 1 pm  
20 Northwest Missouri ..... 2 pm  
27 at Pittsburg State ..... 2 pm

### November

3 Southwest Baptist ..... 2 pm  
10 **at Central Missouri** ..... 1:30 pm

# Mules Football Weekly

## Central Missouri Offense

Z-RECEIVER	- 5	DAMOND BERRY (6-0, 199, Sophomore-Tr)
	- 16	Seth Mason (5-8, 170, Sophomore-1L)
TIGHT END	- 84	DEMARCO COSBY (6-3, 235, Freshman-Rs)
	- 87	Cody Raitchel (6-4, 250, Senior-3L)
LEFT TACKLE	- 75	CRAIG HARRISON (6-6, 315, Junior-Tr)
	- 70	Robert Hicklin (6-6, 280, Sophomore-1L)
LEFT GUARD	- 56	MIKE GUNSELMAN (6-3, 304, Junior-2L)
	- 62	Nokie Robertson (6-2, 310, Junior-1L)
CENTER	- 76	BRETT CAVANAH (6-3, 285, Junior-2L)
	- 63	Tyler Werle (6-2, 310, Freshman-HS)
RIGHT GUARD	- 72	JON BOOKS (6-5, 290, Senior-3L)
	- 73	Kevin Maschmeyer (6-5, 310, Sophomore-1L)
RIGHT TACKLE	- 65	A.J. BAUGH (6-3, 290, Senior-2L)
	- 75	Craig Harrison (6-6, 315, Junior-Tr)
X-RECEIVER	- 2	ADAM PARKS (5-10, 180, Freshman-Rs)
	- 85	Jason McCartney (6-2, 210, Senior-3L)
F-RECEIVER	- 9	ANTHONY PARKS (6-1, 190, Senior-Tr)
	- 7	Edgar Givens (6-3, 220, Junior-Tr)
QUARTERBACK	- 19	STINSON DEAN (6-2, 215, Junior-Tr)
	- 13	Eric Czerniewski (6-0, 190, Sophomore-1L)
RUNNING BACK	- 34	GLENN MILNER (6-0, 220, Junior-Tr)
	- 24	Jeremy Braden (5-11, 204, Senior-1L)
FULLBACK	- 33	JAMES SCULLY (6-0, 240, Junior-2L)
	- 42	Matt Fraley (5-11, 225, Freshman-Rs)

## Central Missouri Defense

DEFENSIVE END	- 95	DALLAS BRYANT (6-3, 265, Senior-3L)
	- 49	Layne Kreter (6-3, 245, Sophomore-1L)
DEFENSIVE TACKLE	- 55	DEREK LAMPKIN (6-3, 275, Junior-2L)
	- 98	Chris Gilchrist (6-1, 299, Junior-Tr)
NOSE GUARD	- 91	JAY JESSEN (6-4, 290, Junior-Tr)
	- 92	Neil Barnes (6-2, 280, Junior-2L)
HAMMER	- 90	JOHN WOOD (6-3, 265, Junior-Tr)
	- 51	Marc Tiernan (6-3, 225, Sophomore-1L)
STRONG SAFETY	- 26	JOHN SAMIA (5-11, 205, Junior-2L)
	- 27	Steven Ehase (6-2, 215, Junior-2L)
SAM LINEBACKER	- 25	MIKE DILLON (6-0, 222, Junior-2L)
	- 47	Max Fairclough (6-2, 235, Junior-Tr)
WILL LINEBACKER	- 45	ADRIAN SINGLETARY (5-9, 220, Junior-2L)
	- 53	Brent Boehringer (5-10, 210, Freshman-Rs)
BANDIT	- 32	JUSTIN BROWN (6-1, 200, Senior-1L)
	- 12	Adrian Chapman (6-1, 190, Sophomore-1L)
CORNERBACK	- 4	BRUCE WILLIAMS (6-1, 190, Senior-2L)
	- 30	LaVance Dotson (5-10, 180, Sophomore-1L)
FREE SAFETY	- 21	KENDALL RICKETTS (5-10, 190, Senior-3L)
	- 38	Ryan Nesbitt (5-10, 180, Sophomore-Tr)
CORNERBACK	- 20	RANDY SHEPHERD (5-10, 185, Sophomore-1L)
	- 29	Karl Parker (5-7, 170, Freshman-Rs)

## Central Missouri Special Forces

KICKOFFS	- 41	MATT FRANKEL (6-0, 200, Senior-3L)
	- 11	Marcelo Velazquez (6-1, 225, Sophomore-Tr)
PLACEKICKER	- 11	MARCELO VELAZQUEZ (6-1, 225, Sophomore-Tr)
	- 10	Mark Starks (5-10, 180, Junior-HS)
PUNTER	- 41	MATT FRANKEL (6-0, 200, Senior-3L)
	- 11	Marcelo Velazquez (6-1, 225, Sophomore-Tr)
LONG SNAPPER	- 31	SPENCER FOSTER (5-10, 210, Junior-2L)
	- 25	Mike Dillon (6-0, 222, Junior-2L)
HOLDER	- 19	STINSON DEAN (6-2, 215, Junior-Tr)
	- 85	Jason McCartney (6-2, 210, Senior-3L)
KICK RETURNS	- 5	DAMOND BERRY (6-0, 199, Sophomore-Tr)
	- 9	ANTHONY PARKS (6-1, 190, Senior-Tr)
PUNT RETURNS	- 9	ANTHONY PARKS (6-1, 190, Senior-Tr)
	- 20	Randy Shepherd (5-10, 180, Sophomore-1L)

## Pittsburg State Defense

DEFENSIVE END	- 55	BROCK LOHR (6-1, 222, Sophomore)
	- 91	Jordan Karr (6-3, 260, Sophomore)
NOSE TACKLE	- 50	MIKE ROBERTS (6-0, 268, Sophomore)
	- 98	Grant Garwood (6-0, 300, Freshman)
DEFENSIVE END	- 93	RASHAD PITTMAN (6-2, 275, Junior)
	- 92	Reggie Young (5-11, 263, Junior)
OUTSIDE LINEBACKER	- 29	JEREMY JACKSON (6-0, 210, Junior)
	- 6	Brett Shamblyn (5-10, 198, Junior)
INSIDE LINEBACKER	- 44	JASON NORTHERN (6-0, 230, Senior)
	- 15	Giorgio Majors (6-0, 210, Junior)
INSIDE LINEBACKER	- 41	RUSTY MORGAN (6-0, 225, Junior)
	- 43	Austin Cartright (6-1, 207, Junior)
OUTSIDE LINEBACKER	- 39	ZACK LANGSTON (6-3, 203, Sophomore)
	- 45	Ryder Hill (6-0, 198, Junior)
CORNERBACK	- 4	BRYAN MCMURTREY (5-11, 186, Junior)
	- 1	Justin Dore (5-10, 180, Senior)
STRONG SAFETY	- 32	ADAM CONTRERAS (6-0, 202 Senior)
	- 34	Brennan Hurt (5-11, 200, Sophomore)
FREE SAFETY	- 23	NICK DELLASEGA (6-0, 195, Senior)
	- 9	Alex Kuhlman (6-3, 190, Freshman-Rs.)
CORNERBACK	- 21	GEOFF TISDALE (6-1, 175, Senior)
	- 20	David Vaughn (5-10, 185, Freshman-Rs.)

## Pittsburg State Offense

WIDE RECEIVER	- 12	PIERCE CURRAN (6-1, 191, Senior)
	- 24	Harrison Kush (5-10, 175, Junior)
TIGHT END	-83	MARTIN BURKE (6-5, 244, Sophomore)
	- 80	Ricky Ludeman (6-4, 232, Sophomore)
QUICK TACKLE	- 78	ZAC ROBINSON (6-5, 290, Senior)
	- 77	Josh Paoni (6-4, 311, Junior)
QUICK GUARD	- 67	KENDALL MOLZ (6-4, 270, Junior)
	- 60	Jay Nunez (6-1, 249, Sophomore)
CENTER	- 61	RYAN MCINERNEY (5-11, 257, Senior)
	- 68	Drew Brown (6-2, 310, Senior)
STRONG GUARD	- 79	SHANE MCGINNIS (6-6, 301, Sophomore)
	- 63	Anthony Voegeli (6-3, 252, Sophomore)
STRONG TACKLE	- 72	TRAVIS GREER (6-3, 314, Junior)
	- 69	Billy Cox (6-1, 305, Sophomore)
TIGHT END	- 86	BRIAN BARTA (6-6, 252, Senior)
	- 81	Brandon Smith (6-7, 265, Sophomore)
WIDE RECEIVER	- 85	MARQUES NELSON (6-3, 220, Junior)
	- 82	Jake Manning (5-11, 170, Senior)
QUARTERBACK	- 14	MARK SMITH (5-11, 183, Junior)
	- 8	Geno Waters (5-11, 207, Sophomore)
FULLBACK	- 26	TYLER COLLUMS (5-11, 196, Senior)
	- 31	Todd Hertzog (6-0, 231, Sophomore)
TAIL BACK	- 3	CALEB FARABI (5-7, 178, Junior)
	- 5	Brandon Clark (5-10, 215, Junior)

## Pittsburg State Special Teams

PLACE KICKER	- 30	JARED WITTER (6-1, 200, Freshman)
PUNTER	- 30	JARED WITTER (6-1, 200, Freshman)
HOLDER	- 10	CHAD SNYDER (6-1, 195, Sophomore)
LONG SNAPPER	- 65	CODY HAGER (6-0, 240, Senior)
	- 68	Drew Brown (6-2, 310, Senior)
PUNT RETURNS	- 2	NATE THOMAS (5-10, 170, Junior)
	- 24	Harrison Kush (5-10, 175, Junior)
KICK RETURNS	- 1	JUSTIN DORE (5-11, 180, Senior)
	- 24	HARRISON KUSH (5-10, 175, Junior)

# This Week in Mules Football

## Career Starting Experience

Career Games Played / Starts and Year in parentheses ( GP/GS, Year )

### Central Missouri Offense

#### "X" Receiver

2 - Adam Parks  
(4/4, Freshman)  
85- Jason McCartney  
(1, Senior)  
1 - Tim Richmond  
(4/0, Sophomore)

#### Running Back

34 - Glenn Milner  
(4/4, Junior)  
24 - Jeremy Braden  
(23/4, Senior)

#### Fullback

(Pro-Set)  
33 - James Scully  
(15/1, Junior)  
42 - Matt Fraley  
(1/0, Freshman)

#### "Z" Receiver

5 - **Diamond Berry**  
(4/4, Soph.)  
16 - Seth Mason  
(15/2, Sophomore)  
86 - Sean Thornton  
(10/0, Sophomore)

#### Quarterback

19 - **Stinson Dean**  
(4/1, Junior)  
13 - Eric Czerniewski  
(5/3, Sophomore)

#### "F" Receiver

9 - **Anthony Parks**  
(4/4, Senior)  
7 - Edgar Givens  
(3/0, Junior)

#### Tight End

84 - **DeMarco Cosby**  
(4/4, Freshman)  
87 - Cody Raithel  
(30/0, Senior)

#### Left Tackle

75 - **Craig Harrison**  
(3/1, Junior)  
70 -Robert Hicklin  
(12/3, Soph.)

#### Left Guard

56 -**Mike Gunselman**  
(18/15, Junior)  
62 - Nokie Robertson  
(8/0, Junior)

#### Center

76 - **Brett Cavanah**  
(21/4, Soph.)  
63 - Tyler Werle  
(2/0, Freshman)

#### Right Guard

72 - **Jon Books**  
(35/30, Senior)  
73-Kevin Maschmeyer  
(8/0, Soph.)

#### Right Tackle

65 - **A.J. Baugh**  
(31/19, Senior)  
70 -Robert Hicklin  
(12/3, Soph.)

### Central Missouri Defense

#### Hammer

90 - **John Wood**  
(4/2, Junior)  
51 - Marc Tiernan  
(8/0, Sophomore)

#### Nose Guard

91 - **Jay Jesson**  
(4/4, Junior)  
92 - Neil Barnes  
(12/0, Junior)

#### Defensive Tackle

55 - **Derek Lampkin**  
(27/11, Junior)  
98 - Chris Gilchrist  
(4/0, Junior)

#### Defensive End

95 - **Dallas Bryant**  
(32/16, Senior)  
49 - Layne Kreter  
(15/6, Sophomore)

#### Strong Safety

26 - **John Samia**  
(13/10, Junior)  
27 - Steven Ehase  
(, Sophomore)

#### Sam Linebacker

25 - **Mike Dillon**  
(20/5, Junior)  
47 - Max Fairclough  
(4/0, Junior)

#### Will Linebacker

45 - **Adrian Singletary**  
(26/19, Junior)  
53 - Brent Boehringer  
(3/0, Freshman)  
44 - Cody Scribner  
(3/0, Freshman)

#### Bandit

32 - **Justin Brown**  
(15/11, Senior)  
12 - Adrian Chapman  
(15/0, Sophomore)

#### Cornerback

4 - **Bruce Williams**  
(18/12, Senior)  
30 - LaVance Dotson  
(12/0, Sophomore)

#### Free Safety

21 - **Kendall Ricketts**  
(, Senior)  
38 - Ryan Nesbitt  
(4/0, Sophomore)

#### Cornerback

20 - **Randy Shepherd**  
(5-10, 185, Sophomore)  
29 - Karl Parker  
(4/0, Freshman)

### Central Missouri Specialists (Total games played only)

#### Punter

41 - **Matt Frankel**  
(26, Senior)

#### FG/XP

11 - **Marcelo Velazquez**  
(4, Sophomore)

#### Long Snapper

31 - **Spencer Foster**  
(24, Junior)

# Mules Football Weekly

## 2007 Season Results

	OVERALL	HOME	AWAY	NEUT
ALL GAMES	3-1	2-0	1-1	0-0
CONFERENCE	2-0	1-0	1-0	0-0
NON-CONFERENCE	1-1	1-0	0-1	0-0

DATE	OPPONENT	W/L	SCORE	ATT
Aug 23	at Minnesota State	L	23-14	4344
Sept 8	CONCORDIA-ST. PAUL	W	56-24	5638
Sept 15	TRUMAN	W	27-7	7611
Sept 22	at Washburn	W	28-14	5172

## 2007 Team Statistics

	UCM	Opponents
SCORING	125	68
Points Per Game	31.2	17.0
FIRST DOWNS	79	57
Rushing	36	16
Passing	37	36
Penalty	6	5
RUSHING YARDAGE	691	119
Yards gained rushing	807	271
Yards lost rushing	116	152
Rushing Attempts	179	101
Average Per Rush	3.9	1.2
Average Per Game	172.8	29.8
TDs Rushing	10	0
PASSING YARDAGE	727	964
Att-Comp-Int.	121-66-5	145-71-10
Average Per Pass	6.0	6.6
Average Per Catch	11.0	13.6
Average Per Game	181.8	241.0
TDs Passing	6	8
TOTAL OFFENSE	1418	1083
Total Plays	300	246
Average Per Play	4.7	4.4
Average Per Game	354.5	270.8
KICK RETURNS: #-YARDS	14-348	21-412
PUNT RETURNS: #-YARDS	11-93	7-33
INT RETURNS: #-YARDS	10-194	5-54
KICK RETURN AVERAGE	24.9	19.6
PUNT RETURN AVERAGE	8.5	4.7
INT RETURN AVERAGE	19.4	10.8
FUMBLES-LOST	6-4	6-4
PENALTIES-YARDS	21-182	22-148
Average Per Game	45.5	37.0
PUNTS-YARDS	20-778	22-860
Average Per Punt	38.9	39.1
Net punt average	33.2	34.0
TIME OF POSSESSION/GAME	34:35	25:25
3RD-DOWN CONVERSIONS	34/68	14/53
3rd-Down Pct	50%	26%
4TH-DOWN CONVERSIONS	1/3	3/9
4th-Down Pct	33%	33%
SACKS BY-YARDS	10-74	5-34
MISC YARDS	0	0
TOUCHDOWNS SCORED	16	9
FIELD GOALS-ATTEMPTS	4-7	2-5
ON-SIDE KICKS	0-0	0-0
RED-ZONE SCORES	19-24 79%	5-7 71%
RED-ZONE TOUCHDOWNS	15-24 63%	4-7 57%
PAT-ATTEMPTS	15-15 100%	8-8 100%
ATTENDANCE	13249	9516
Games/Avg Per Game	2/6624	2/4758
Neutral Site Games		0/0

SCORE BY QTR	1	2	3	4	TOT
Central Missouri	17	41	31	36	125
Opponents	14	7	28	19	68

## 2007 Individual Statistics

RUSHING	G	Att	Gain	Loss	Net	Avg	TD	Long	Avg/G
Milner,Glenn	4	80	403	36	367	4.6	7	32	91.8
Braden,Jeremy	4	45	212	10	202	4.5	2	39	50.5
Dean,Stinson	4	12	58	3	55	4.6	0	15	13.8
Gore,Justin	3	9	44	3	41	4.6	1	21	13.7
Czerniewski,Eri	3	23	75	48	27	1.2	0	18	9.0
Mason,Seth	4	1	11	0	11	11.0	0	11	2.8
Parks,Anthony	4	1	1	0	1	1.0	0	1	0.2
Bisch,Carlos	2	5	3	8	-5	-1.0	0	3	-2.5
Berry,Damond	4	1	0	5	-5	-5.0	0	0	-1.2
<b>Total</b>	<b>4</b>	<b>179</b>	<b>807</b>	<b>116</b>	<b>691</b>	<b>3.9</b>	<b>10</b>	<b>39</b>	<b>172.8</b>
<b>Opponents</b>	<b>4</b>	<b>101</b>	<b>271</b>	<b>152</b>	<b>119</b>	<b>1.2</b>	<b>0</b>	<b>15</b>	<b>29.8</b>

PASSING	G	Effic	Att	Comp	Int	Pct	Yds	TD	Long	Avg/G
Czerniewski,Eri	3	102.31	40	82	2	48.8	413	4	47	137.7
Dean,Stinson	4	141.34	25	37	2	67.6	294	2	21	73.5
Corwin,Tommy	1	268.00	1	1	0	100.0	20	0	20	20.0
Gore,Justin	3	-200.00	0	1	1	0.0	0	0	0	0.0
<b>Total</b>	<b>4</b>	<b>113.11</b>	<b>66</b>	<b>121</b>	<b>5</b>	<b>54.5</b>	<b>727</b>	<b>6</b>	<b>47</b>	<b>181.8</b>
<b>Opponents</b>	<b>4</b>	<b>109.22</b>	<b>71</b>	<b>145</b>	<b>10</b>	<b>49.0</b>	<b>964</b>	<b>8</b>	<b>66</b>	<b>241.0</b>

RECEIVING	G	No.	Yds	Avg	TD	Long	Avg/G
Parks,Anthony	4	14	166	11.9	3	23	41.5
Berry,Damond	4	9	100	11.1	0	47	25.0
Parks,Adam	4	7	77	11.0	1	31	19.2
Mason,Seth	4	7	72	10.3	2	19	18.0
Braden,Jeremy	4	5	58	11.6	0	22	14.5
McCartney,Jason	4	5	42	8.4	0	18	10.5
Givens,Edgar	3	5	33	6.6	0	14	11.0
Thornton,Sean	4	4	56	14.0	0	21	14.0
Richmond,Tim	4	4	44	11.0	0	21	11.0
Milner,Glenn	4	4	39	9.8	0	20	9.8
Cosby,DeMarco	4	2	40	20.0	0	21	10.0
<b>Total</b>	<b>4</b>	<b>66</b>	<b>727</b>	<b>11.0</b>	<b>6</b>	<b>47</b>	<b>181.8</b>
<b>Opponents</b>	<b>4</b>	<b>71</b>	<b>964</b>	<b>13.6</b>	<b>8</b>	<b>66</b>	<b>241.0</b>

SCORING	TD	FGs	PATs			Pass	DXP	Saf	-	Pts
			Kick	Rush	Rev					
Milner,Glenn	7	0-0	0-0	0-0	0	0-0	0	0	-	42
Velazquez,Marce	0	4-7	15-15	0-0	0	0-0	0	0	-	27
Parks,Anthony	3	0-0	0-0	0-0	0	0-0	0	0	-	18
Mason,Seth	2	0-0	0-0	0-0	0	0-0	0	0	-	12
Braden,Jeremy	2	0-0	0-0	0-0	0	0-0	0	0	-	12
Parks,Adam	1	0-0	0-0	0-0	0	0-0	0	0	-	6
Gore,Justin	1	0-0	0-0	0-0	0	0-0	0	0	-	6
TEAM	0	0-0	0-0	0-0	0	0-0	0	1	-	2
Dean,Stinson	0	0-0	0-0	0-0	0	0-1	0	0	-	0
<b>Total</b>	<b>16</b>	<b>4-7</b>	<b>15-15</b>	<b>0-0</b>	<b>0</b>	<b>0-1</b>	<b>0</b>	<b>1</b>	<b>-</b>	<b>125</b>
<b>Opponents</b>	<b>9</b>	<b>2-5</b>	<b>8-8</b>	<b>0-0</b>	<b>0</b>	<b>0-1</b>	<b>0</b>	<b>0</b>	<b>-</b>	<b>68</b>

PUNTING	No.	Yds	Avg	Long	TB	FC	I20	Blkd
Frankel,Matt	18	743	41.3	51	4	3	3	0
Czerniewski,Eric	2	35	17.5	24	0	0	1	0
<b>Total</b>	<b>20</b>	<b>778</b>	<b>38.9</b>	<b>51</b>	<b>4</b>	<b>3</b>	<b>4</b>	<b>0</b>
<b>Opponents</b>	<b>22</b>	<b>860</b>	<b>39.1</b>	<b>54</b>	<b>1</b>	<b>2</b>	<b>3</b>	<b>0</b>

KICKOFFS	No.	Yds	Avg	TB	OB	Retn	Net	YdLn
Frankel,Matt	20	1246	62.3	3	0			
Velazquez,Marcelo	4	228	57.0	0	0			
<b>Total</b>	<b>24</b>	<b>1474</b>	<b>61.4</b>	<b>3</b>	<b>0</b>	<b>412</b>	<b>41.8</b>	<b>28</b>
<b>Opponents</b>	<b>16</b>	<b>905</b>	<b>56.6</b>	<b>1</b>	<b>1</b>	<b>348</b>	<b>33.6</b>	<b>36</b>

FIELD GOALS	FG-A	Pct	01-19	20-29	30-39	40-49	50+	Lg	Blk
Velazquez,Marcelo	4-7	57.1	0-0	2-3	2-3	0-1	0-0	33	0

FG SEQUENCE (0=made field goal	Central Missouri	OPPONENTS
Minnesota State	35	(39)
Concordia-St. Paul	(26),(33),(33),(24)	41,51,(26)
Truman State	22,42	44
Washburn	-	-

Numbers in (parentheses) indicate field goal was made.

# Mules Football Weekly

ALL-PURPOSE*	G	Rush	Rec	PR	KOR	IR	Tot	Avg/G
Parks,Anthony	4	1	166	93	211	0	471	117.8
Milner,Glenn	4	367	39	0	0	0	406	101.5
Braden,Jeremy	4	202	58	0	0	0	260	65.0
Berry,Damond	4	-5	100	0	130	0	225	56.2
Mason,Seth	4	11	72	0	0	0	83	20.8
<b>Total.....</b>	<b>4</b>	<b>691</b>	<b>727</b>	<b>93</b>	<b>348</b>	<b>194</b>	<b>2053</b>	<b>513.2</b>
<b>Opponents.....</b>	<b>4</b>	<b>119</b>	<b>964</b>	<b>33</b>	<b>412</b>	<b>54</b>	<b>1582</b>	<b>395.5</b>

TOTAL OFFENSE*	G	Plays	Rush	Pass	Total	Avg/G
Czerniewski,Eric	3	105	27	413	440	146.7
Milner,Glenn	4	80	367	0	367	91.8
Dean,Stinson	4	49	55	294	349	87.2
Braden,Jeremy	4	45	202	0	202	50.5
Gore,Justin	3	10	41	0	41	13.7
<b>Total.....</b>	<b>4</b>	<b>300</b>	<b>691</b>	<b>727</b>	<b>1418</b>	<b>354.5</b>
<b>Opponents.....</b>	<b>4</b>	<b>246</b>	<b>119</b>	<b>964</b>	<b>1083</b>	<b>270.8</b>

\* - Top 5 listed for for all-purpose and total offense

PUNT RETURNS	No.	Yds	Avg	TD	Long
Parks,Anthony	11	93	8.5	0	25
<b>Total.....</b>	<b>11</b>	<b>93</b>	<b>8.5</b>	<b>0</b>	<b>25</b>
<b>Opponents.....</b>	<b>7</b>	<b>33</b>	<b>4.7</b>	<b>0</b>	<b>16</b>

KICK RETURNS	No.	Yds	Avg	TD	Long
Parks,Anthony	7	211	30.1	0	49
Berry,Damond	6	130	21.7	0	29
Boehringer,B.	1	7	7.0	0	7
<b>Total.....</b>	<b>14</b>	<b>348</b>	<b>24.9</b>	<b>0</b>	<b>49</b>
<b>Opponents.....</b>	<b>21</b>	<b>412</b>	<b>19.6</b>	<b>0</b>	<b>40</b>

INTERCEPTIONS	No.	Yds	Avg	TD	Long
Brown,Justin	2	49	24.5	0	35
Samia,John	2	15	7.5	0	12
Williams,Bruce	2	55	27.5	0	40
Ehase,Steven	1	0	0.0	0	0
Chapman,Adrian	1	11	11.0	0	11
Shepherd,Randy	1	16	16.0	0	16
Ricketts,Kendall	1	48	48.0	0	48
<b>Total.....</b>	<b>10</b>	<b>194</b>	<b>19.4</b>	<b>0</b>	<b>48</b>
<b>Opponents.....</b>	<b>5</b>	<b>54</b>	<b>10.8</b>	<b>1</b>	<b>49</b>

FUMBLE RETURNS	No.	Yds	Avg	TD	Long
<b>Total.....</b>	<b>0</b>	<b>0</b>	<b>0.0</b>	<b>0</b>	<b>0</b>
<b>Opponents.....</b>	<b>0</b>	<b>0</b>	<b>0.0</b>	<b>0</b>	<b>0</b>

## DEFENSIVE STATS

G	Tackles *				Sacks-Yards	Pass Def-----			Fumbles-----		Special Teams---	
	UT	AT	Total	ForLoss		Int-Yds	BrUp	QB Hurs	Rev-Yds	FF	Blkd Kick	Tackles
Singletary,A.drian	4	11	16	27	3.5-19	2.0-13	.	1	.	1	.	.
Ricketts,Kendall	4	9	16	25	1.0-2	.	1-48	1	.	.	.	.
Dillon,Mike	4	10	11	21	6.5-25	3.0-19	.	.	.	.	.	.
Shepherd,Randy	4	10	6	16	0.5-1	.	1-16	1	.	.	1	.
Williams,Bruce	4	9	7	16	0.5-1	.	2-55	4	.	.	.	.
Brown,Justin	4	8	6	14	1.0-2	.	2-49	1	.	.	.	.
Wood,John	4	5	9	14	3.5-16	1.5-11	.	1	1	.	.	.
Samia,John	4	4	9	13	.	.	2-15	.	.	.	.	.
Fairclough,M.ax	4	2	9	11	.	.	.	.	.	.	.	.
Nesbitt,Ryan	4	4	5	9	.	.	.	.	1-0	1	.	.
Chapman,Adrian	4	3	5	8	.	.	1-11	2	.	.	.	.
Lampkin,Derek	4	2	6	8	1.0-4	0.5-2	.	.	.	.	.	.
Dotson,LaVance	4	6	1	7	.	.	.	.	.	.	.	.
Gilchrist,Chris	4	2	5	7	1.5-11	1.0-11	.	.	.	.	.	.
Ehase,Steven	4	4	2	6	.	.	1-0	.	.	.	.	.
Kreter,Layne	4	4	2	6	1.5-5	1.0-4	.	1	.	1-0	.	.
Bryant,Dallas	4	4	1	5	1.0-14	1.0-14	.	.	1	2-0	.	.
Scribner,Cody	3	1	3	4	0.5-0	.	.	.	.	.	.	.
Jessen,Jay	4	2	2	4	.	.	.	1	.	.	.	.
Tierman,Marc	4	1	2	3	.	.	.	.	.	.	.	.
Boehringer,Brent	3	2	1	3	0.5-1	.	.	.	.	.	.	.
Barnes,Neil	4	.	3	3	0.5-1	.	.	.	.	.	.	.
Parker,Karl	2	2	.	2	.	.	.	.	.	.	.	.
Coaxum,Justin	4	1	1	2	.	.	.	.	.	.	.	.
Pollard,Drake	4	1	.	1	.	.	.	.	.	.	.	.
Martin,Mike	2	.	1	1	.	.	.	.	.	.	.	.
Frankel,Matt	4	1	.	1	.	.	.	.	.	.	.	.
Bisch,Carlos	2	.	1	1	.	.	.	.	.	.	.	.
Parks,Anthony	4	1	.	1	.	.	.	.	.	.	.	.
Glose,Jacob	2	.	.	.	.	.	.	1	.	.	.	.
Richmond,Tim	4	.	.	.	.	.	.	1	.	.	.	.
TEAM	3	.	.	.	.	.	.	.	.	.	.	1
<b>Total.....</b>	<b>4</b>	<b>109</b>	<b>130</b>	<b>239</b>	<b>23-102</b>	<b>10-74</b>	<b>10-194</b>	<b>14</b>	<b>3</b>	<b>4-0</b>	<b>2</b>	<b>1</b>
<b>Opponents.....</b>	<b>4</b>	<b>157</b>	<b>192</b>	<b>349</b>	<b>40.0-115</b>	<b>5-34</b>	<b>5-54</b>	<b>10</b>	<b>.</b>	<b>4-0</b>	<b>5</b>	<b>.</b>

# This Week in Mules Football

## Central Missouri Team Statistics

TEAM STATISTICS	UCM	OPP			
FIRST DOWNS	79	57			
Rushing	36	16			
Passing	37	36			
Penalty	6	5			
RUSHING YARDAGE	691	119			
Yards gained rushing	807	271			
Yards lost rushing	116	152			
Rushing Attempts	179	101			
Average Per Rush	3.9	1.2			
Average Per Game	172.8	29.8			
TDs Rushing	10	0			
PASSING YARDAGE	727	964			
Att-Comp-Int	121-66-5	145-71-10			
Average Per Pass	6.0	6.6			
Average Per Catch	11.0	13.6			
Average Per Game	181.8	241.0			
TDs Passing	6	8			
TOTAL OFFENSE	1418	1083			
Total Plays	300	246			
Average Per Play	4.7	4.4			
Average Per Game	354.5	270.8			
KICK RETURNS: #-YARDS	14-348	21-412			
PUNT RETURNS: #-YARDS	11-93	7-33			
INT RETURNS: #-YARDS	10-194	5-54			
FUMBLES-LOST	6-4	6-4			
PENALTIES-YARDS	21-182	22-148			
PUNTS-AVG	20-38.9	22-39.1			
TIME OF POSSESSION/GAME	34:35	25:25			
3RD-DOWN CONVERSIONS	34/68	14/53			
4TH-DOWN CONVERSIONS	1/3	3/9			
<b>SCORE BY QUARTERS</b>	<b>1st</b>	<b>2nd</b>	<b>3rd</b>	<b>4th</b>	<b>Total</b>
Central Missouri	17	41	31	36	125
Opponents	14	7	28	19	68

## Pittsburg State Team Statistics

TEAM STATISTICS	PSU	OPP			
FIRST DOWNS	94	74			
Rushing	57	39			
Passing	30	34			
Penalty	7	1			
RUSHING YARDAGE	1054	780			
Yards gained rushing	1184	897			
Yards lost rushing	130	117			
Rushing Attempts	218	142			
Average Per Rush	4.8	5.5			
Average Per Game	263.5	195.0			
TDs Rushing	14	7			
PASSING YARDAGE	701	712			
Att-Comp-Int	87-52-4	118-59-7			
Average Per Pass	8.1	6.0			
Average Per Catch	13.5	12.1			
Average Per Game	175.2	178.0			
TDs Passing	2	6			
TOTAL OFFENSE	1755	1492			
Total Plays	305	260			
Average Per Play	5.8	5.7			
Average Per Game	438.8	373.0			
KICK RETURNS: #-YARDS	16-328	26-491			
PUNT RETURNS: #-YARDS	8-76	5-67			
INT RETURNS: #-YARDS	7-83	4-0			
FUMBLES-LOST	10-2	4-2			
PENALTIES-YARDS	20-125	29-226			
PUNTS-AVG	15-36.5	22-36.4			
TIME OF POSSESSION/GAME	33:33	26:28			
3RD-DOWN CONVERSIONS	27/59	19/55			
4TH-DOWN CONVERSIONS	3/8	2/6			
<b>SCORE BY QTR</b>	<b>1</b>	<b>2</b>	<b>3</b>	<b>4</b>	<b>TOT</b>
Pittsburg State	17	41	33	41	- 132
Opponents	17	14	22	43	- 96

## Central Missouri Individual Statistical Leaders

RUSHING	G	Att	Gain	Loss	Net	Avg	TD	Long	Avg/G	
Milner,Glenn	4	80	403	36	367	4.6	7	32	91.8	
Braden,Jeremy	4	45	212	10	202	4.5	2	39	50.5	
PASSING	G	Effic	Att	Comp	Int	Pct	Yds	TD	Long	Avg/G
Dean,Stinson	4	141.34	25	37	2	67.6	294	2	21	73.5
Czerniewski,Eric	3	102.31	40	82	2	48.8	413	4	47	137.7
RECEIVING	G	No.	Yds	Avg	TD	Long	Avg/G			
Parks,Anthony	4	14	166	11.9	3	23	41.5			
Berry,Damond	4	9	100	11.1	0	47	25.0			
Parks,Adam	4	7	77	11.0	1	31	19.2			
Mason,Seth	4	7	72	10.3	2	19	18.0			
Braden,Jeremy	4	5	58	11.6	0	22	14.5			
McCartney,Jason	4	5	42	8.4	0	18	10.5			
Givens,Edgar	3	5	33	6.6	0	14	11.0			
SCORING	TD	FGs	Kick	Rush	Rcv	Pass	DXP	Saf	- Pts	
Milner,Glenn	7	0-0	0-0	0-0	0	0-0	0	0	- 42	
Velazquez,Marcelo	0	4-7	15-15	0-0	0	0-0	0	0	- 27	
Parks,Anthony	3	0-0	0-0	0-0	0	0-0	0	0	- 18	
PUNTING	G	No.	Yds	Avg	Long	TB	FC	I20	Blkd	
Frankel,Matt	4	18	743	41.3	51	4	3	3	0	
DEFENSIVE STATS	G	UT	AT	TT	TFL	Sack	INT	PBU	FR	FF
Singleton,Adrian	4	11	16	27	3.5-19	2.0-13	.	1	.	1
Ricketts,Kendall	4	9	16	25	1.0-2	.	1-48	1	.	.
Dillon,Mike	4	10	11	21	6.5-25	3.0-19	.	.	.	.
Shepherd,Randy	4	10	6	16	0.5-1	.	1-16	1	.	.
Williams,Bruce	4	9	7	16	0.5-1	.	2-55	4	.	.
<b>Total</b>	<b>4</b>	<b>109</b>	<b>130</b>	<b>239</b>	<b>23-102</b>	<b>10-74</b>	<b>10-194</b>	<b>14</b>	<b>4-0</b>	<b>2</b>
<b>Opponents</b>	<b>4</b>	<b>157</b>	<b>192</b>	<b>349</b>	<b>40.0-115</b>	<b>5-34</b>	<b>5-54</b>	<b>10</b>	<b>4-0</b>	<b>5</b>

## Pittsburg State Individual Statistical Leaders

RUSHING	G	Att	Gain	Loss	Net	Avg	TD	Long	Avg/G	
Farabi,Caleb	4	114	659	22	637	5.6	8	46	159.2	
Smith,Mark	4	70	353	63	290	4.1	4	48	72.5	
PASSING	G	Effic	Att	Comp	Int	Pct	Yds	TD	Long	Avg/G
Smith,Mark	4	130.20	51	83	4	61.4	696	2	67	174.0
RECEIVING	G	No.	Yds	Avg	TD	Long	Avg/G			
Farabi,Caleb	4	12	98	8.2	0	16	24.5			
Curran,Pierce	4	9	155	17.2	0	55	38.8			
Nelson,Marques	4	9	149	16.6	0	40	37.2			
Kush,Harrison	4	5	107	21.4	1	67	26.8			
Collums,Tyler	4	5	49	9.8	0	13	12.2			
Thomas,Nathan	4	5	24	4.8	0	10	6.0			
SCORING	TD	FGs	Kick	Rush	Rcv	Pass	DXP	Saf	- Pts	
Farabi,Caleb	8	0-0	0-0	0-1	0	0-0	0	0	- 48	
Witter,Jared	0	5-8	15-16	0-0	0	0-0	0	0	- 30	
Smith,Mark	4	0-0	0-0	0-0	0	0-0	0	0	- 24	
PUNTING	G	No.	Yds	Avg	Long	TB	FC	I20	Blkd	
Witter,Jared	4	10	400	40.0	58	1	0	3	0	
DEFENSIVE STATS	G	UT	AT	TT	TFL	Sack	INT	PBU	FR	FF
Jackson,Jeremy	4	13	18	31	3.0-27	2.0-11	.	1	1-0	1
Dellasega,Nick	4	16	14	30	.	.	.	1	.	.
Northern,Jason	4	9	18	27	3.0-19	2.0-16	.	3	.	.
Pittman,Rashad	4	10	10	20	1.5-2	.	.	.	.	.
Langston,Zack	4	9	11	20	4.0-13	1.0-5	1-8	.	.	.
<b>Total</b>	<b>4</b>	<b>134</b>	<b>146</b>	<b>280</b>	<b>23-97</b>	<b>8-48</b>	<b>7-83</b>	<b>19</b>	<b>2-0</b>	<b>2</b>
<b>Opponents</b>	<b>4</b>	<b>175</b>	<b>154</b>	<b>329</b>	<b>31-104</b>	<b>4-15</b>	<b>4-0</b>	<b>9</b>	<b>2-0</b>	<b>5</b>

# This Week in Mules Football

1	<b>Tim Richmond</b> Carencro, La.	WR	6-0	195	So-Tr	North Iowa Area C.C.
2	<b>Adam Parks</b> Olathe, Kan.	WR	5-10	180	Fr-Rs	Olathe East High School
3	<b>Drake Pollard</b> Excelsior Springs, Mo.	DB	6-1	185	So-1L	Excelsior Springs H.S.
4	<b>Bruce Williams</b> Indianapolis, Ind.	CB	6-1	190	Sr-2L	Indiana State University
5	<b>Damond Berry</b> Grandview, Mo.	WR	6-0	199	So-Tr	University of Kansas
6	<b>Spencer Webb</b> Olathe, Kan.	PK	5-10	150	Jr-2L	Olathe North High School
7	<b>Edgar Givens</b> Louisville, Miss.	WR	6-3	220	Jr-Tr	Southwest Mississippi C.C.
8	<b>Anton Cullom</b> Waynesville, Mo.	CB	5-8	176	Jr-Tr	North Iowa Area C.C.
9	<b>Anthony Parks</b> Olathe, Kan.	WR	6-1	190	Sr-Tr	Oklahoma State University
10	<b>Mark Starks</b> Kansas City, Mo.	PK	5-10	180	Jr-HS	Oak Park High School
11	<b>Marcelo Velazquez</b> Blue Springs, Mo.	PK	6-1	225	So-Tr	Truman State University
12	<b>Adrian Chapman</b> Ozark, Mo.	DB	6-1	190	So-1L	Ozark High School
13	<b>Eric Czerniewski</b> Montgomery City, Mo.	QB	6-0	190	So-1L	Montgomery County H.S.
14	<b>Michael Lackey</b> Kansas City, Mo.	QB	6-1	180	Fr-Rs	St. Pius X High School
15	<b>Tommy Corwin</b> St. Louis, Mo.	QB	6-0	195	Fr-Rs	DeSmet High School
16	<b>Seth Mason</b> Ozark, Mo.	WR	5-8	170	So-1L	Ozark High School
17	<b>Ryan Scott</b> Kansas City, Mo.	CB	5-7	165	So-1L	Paseo Academy
18	<b>David Mazar</b> Rockwood, Mo.	WR	5-11	180	So-1L	Rockwood Summit High School
19	<b>Stinson Dean</b> Blue Springs, Mo.	QB	6-2	215	Jr-Tr	University of Wyoming
20	<b>Randy Shepherd</b> Kansas City, Kan.	CB	5-10	185	So-1L	Olathe North High School
21	<b>Kendall Ricketts</b> Raytown, Mo.	DB	5-10	190	Sr-3L	Raytown South High School
22	<b>Taylor Dyer</b> Warrensburg, Mo.	WR	5-11	175	Fr-HS	Warrensburg High School
23	<b>Justin Gore</b> Olathe, Kan.	RB	5-7	180	So-1L	Olathe North High School
24	<b>Jeremy Braden</b> Independence, Mo.	RB	5-11	210	Sr-2L	Fort Osage High School
25	<b>Mike Dillon</b> Warrensburg, Mo.	LB	6-0	222	Jr-2L	Warrensburg High School
26	<b>John Samia</b> Blue Springs, Mo.	DB	5-11	205	Jr-2L	Blue Springs High School
27	<b>Steven Ehase</b> Fulton, Mo.	DB	6-2	215	Jr-2L	Aurora High School
28	<b>Carlos Bisch</b> Festus, Mo.	RB	5-10	180	Fr-Rs	St. Pius X High School
29	<b>Karl Parker</b> Kansas City, Mo.	CB	5-7	170	Fr-Rs	Raytown South High School
30	<b>LaVance Dotson</b> Kansas City, Mo.	CB	5-10	180	So-1L	North Kansas City High School
31	<b>Spencer Foster</b> Pleasant Ridge, Kan.	LS	5-10	210	Jr-2L	Pleasant Ridge High School
32	<b>Justin Brown</b> Blue Springs, Mo.	DB	6-1	200	Sr-1L	North Dakota SST
33	<b>James Scully</b> Grain Valley, Mo.	FB	6-0	240	Jr-2L	Grain Valley High School
34	<b>Glenn Milner</b> Renton, Wash.	RB	6-0	220	Jr-Tr	Eastern Arizona Community College
35	<b>Derek Verslues</b> Jefferson City, Mo.	DB	5-10	215	Fr-HS	Blair Oaks High School
36	<b>Justin Coaxum</b> St. Louis, Mo.	DB	6-2	205	Fr-Rs	Francis Howell North High School
37	<b>Mike Krysl</b> Hillsboro, Mo.	FB	5-10	230	So-Sq	Hillsboro High School
38	<b>Ryan Nesbitt</b> Columbia, Mo.	DB	5-10	180	So-Tr	Central Methodist University
39	<b>Calvin Patterson</b> Fulton, Mo.	LB	6-0	210	Fr-HS	Fulton High School
40	<b>Jacob Glose</b> St. Louis, Mo.	DB	6-1	195	Fr-RS	Francis Howell North High School
41	<b>Matt Frankel</b> Overland Park, Kan.	P	6-0	200	Sr-3L	Shawnee Mission West H.S.
42	<b>Matt Fraley</b> Waynesville, Mo.	FB	5-11	225	Fr-Rs	Waynesville High School
43	<b>Josh Christian-Young</b> Columbia, Mo.	DB	5-10	200	Fr-HS	Hickman High School
44	<b>Cody Scribner</b> Overland Park, Kan.	LB	5-11	215	Fr-Rs	Blue Valley High School
45	<b>Adrian Singletary</b> Kansas City, Mo.	LB	5-9	220	Jr-2L	Winnetonka High School
46	<b>Pete Brown</b> Overland Park, Kan.	DB	6-0	188	So-Sq	Blue Valley High School
47	<b>Max Fairclough</b> Laie, Hawaii	LB	6-2	235	Jr-Tr	Arizona Western Community College
48	<b>Andrew Bergeson</b> Hannibal, Mo.	DB	5-11	175	Fr-HS	Hannibal High School
49	<b>Layne Kreter</b> Owensville, Mo.	DE	6-3	245	So-1L	Owensville High School
50	<b>Collin Gillam</b> Potosi, Mo.	LB	6-1	220	Fr-HS	Potosi High School
51	<b>Marc Tiernan</b> Lake St. Louis, Mo.	DE	6-3	225	So-1L	Wentzville Holt High School
52	<b>Mike Roush</b> Pattonville, Mo.	OL	6-3	255	Fr-HS	Pattonville High School
53	<b>Brent Boehringer</b> St. Charles, Mo.	LB	5-10	210	Fr-Rs	Francis Howell High School
54	<b>Kelby Parks</b> Marionville, Mo.	DE	6-2	245	Fr-HS	Marionville High School
55	<b>Derek Lampkin</b> Lawson, Mo.	DL	6-3	275	Jr-2L	Lawson High School
56	<b>Mike Gunselman</b> Kansas City, Mo.	OL	6-3	304	Jr-2L	Park Hill High School
58	<b>Miles Jabon</b> Overland Park, Kan.	DL	6-1	250	Fr-HS	Blue Valley High School
59	<b>Brian Hodel</b> Maryland Heights, Mo.	LS	6-1	205	Fr-Rs	Pattonville High School
60	<b>Jacob Wilson</b> Eureka, Mo.	OL	6-3	285	Fr-HS	Eureka High School
61	<b>Steve Fazekas</b> St. Louis, Mo.	OL	6-2	295	Fr-HS	Mehlville High School
62	<b>Nokie Robertson</b> Independence, Mo.	OL	6-2	310	Jr-1L	Fort Osage High School
63	<b>Tyler Werle</b> Orrick, Mo.	OL	6-2	310	Fr-HS	Orrick High School
64	<b>Lee Renner</b> Washington, Mo.	P	5-9	175	Fr-Rs	Washington High School
65	<b>A.J. Baugh</b> Oak Park, Mo.	OL	6-3	290	Sr-3L	Oak Park High School
66	<b>Alex Geiger</b> Columbia, Mo.	OL	6-3	246	So-Tr	Central Methodist University
68	<b>Cody Beck</b> Lexington, Mo.	OL	6-2	285	Fr-HS	Lexington High School
69	<b>Matt Ochsner</b> Lohman, Mo.	OL	6-5	290	Sr-3L	Helias High School
70	<b>Robert Hicklin</b> St. Peters, Mo.	OL	6-6	280	So-1L	Fort Zumwalt South High School
71	<b>Mike Martin</b> Miami, Fla.	DL	6-3	280	So-Tr	Florida International University
72	<b>Jon Books</b> Williamsburg, Mo.	OL	6-5	290	Sr-3L	North Callaway High School
73	<b>Kevin Maschmeyer</b> Hazelwood, Mo.	OL	6-5	310	So-1L	DeSmet High School
74	<b>Mark Hertzog</b> Greenwood, Mo.	OL	6-1	285	Fr-Rs	Lee's Summit High School
75	<b>Craig Harrison</b> Napa, Calif.	OL	6-6	315	Jr-Tr	Solano Community College
76	<b>Brett Cavanah</b> Princeton, Mo.	OL	6-3	285	Jr-2L	Princeton High School
77	<b>Tyler Nay</b> Gladstone, Mo.	DL	6-1	275	Jr-2L	St. Pius X High School
78	<b>Curtis Gary</b> Warrensburg, Mo.	DE	6-1	230	Fr-HS	Warrensburg High School
80	<b>Jace Butterworth</b> Monet, Mo.	WR	5-9	180	So-Sq	Monet High School
81	<b>Rolando Sawyer</b> Kansas City, Mo.	WR	6-1	195	So-1L	Central High School
82	<b>Jermaine Saffold</b> Grandview, Mo.	WR	6-0	185	Fr-HS	Grandview High School
83	<b>Reid Allison</b> Tipton, Mo.	WR	6-1	180	Fr-Rs	Tipton High School
84	<b>DeMarco Cosby</b> Kansas City, Mo.	TE	6-3	235	Fr-Rs	Lincoln Prep High School
85	<b>Jason McCartney</b> Columbia, Mo.	WR	6-2	210	Sr-3L	Rockbridge High School
86	<b>Sean Thornton</b> Kansas City, Mo.	WR	5-9	165	So-1L	Center High School
87	<b>Cody Raithe</b> Jefferson City, Mo.	TE	6-4	250	Sr-3L	Blair Oaks High School
88	<b>Shawn Cox</b> Springfield, Mo.	WR	5-10	175	Fr-Rs	Kickapoo High School
89	<b>Chris Witry</b> Kansas City, Mo.	TE	6-5	230	Fr-Rs	Park Hill High School
90	<b>John Wood</b> Miami, Fla.	DE	6-3	265	Jr-Tr	College of the Sequoias (Calif.)
91	<b>Jay Jessen</b> El Dorado, Kan.	DL	6-4	290	Jr-Tr	Butler County Community College
92	<b>Neil Barnes</b> Raymore, Mo.	DL	6-2	280	Jr-2L	Raymore-Peculiar High School
93	<b>Tyler Kiel</b> St. Louis, Mo.	TE	6-6	230	Fr-HS	Lindbergh High School
94	<b>Darrin Taylor</b> Yreka, Calif.	TE	6-2	242	Jr-Tr	College of the Siskiyous (Calif.)
95	<b>Dallas Bryant</b> Raymore, Mo.	DE	6-3	265	Sr-3L	Raymore-Peculiar High School
96	<b>Pat Siebels</b> Wildwood, Mo.	DL	6-0	231	Fr-Rs	Lafayette High School
97	<b>Garrett Smith</b> Kansas City, Mo.	DE/TE	6-3	220	Fr-HS	St. Pius High School
98	<b>Chris Gilchrist</b> Paterson, N.J.	DL	6-1	299	Jr-Tr	Dodge City Community College
99	<b>Jacob Lumpkin</b> Harrisonville, Mo.	PK	5-4	140	So-1L	Harrisonville High School

## Additional Players

<b>Doug Burle</b> Jefferson City, Mo.	DE	6-2	220	Fr-HS	Blair Oaks High School
<b>Tyler Ebert</b> Grain Valley, Mo.	DB	5-9	155	Fr-HS	Grain Valley High School
<b>Brett Ginn</b> Shawnee Mission, Kan.	DB	5-10	185	Fr-HS	Shawnee Mission West HS
<b>Tom Latimore</b> Florissant, Mo.	P/PK	6-4	200	Fr-HS	McCluer North High School
<b>Logan McGuire</b> St. Charles, Mo.	LB	6-0	215	Fr-HS	Duchesne High School
<b>Mark Nowlin</b> Kansas City, Mo.	DE	6-1	225	Fr-HS	Truman High School
<b>Beau Pickering</b> Nixa, Mo.	DB	5-11	175	Fr-HS	Nixa High School
<b>Darrian Salter</b> St. Louis, Mo.	FB	5-11	230	Fr-HS	McCluer High School
<b>Dakota Smith</b> Independence, Mo.	LB	5-11	225	Fr-HS	Fort Osage High School
<b>Corey Stewart</b> Lee's Summit, Mo.	OL	6-3	275	Fr-Rs	Lee's Summit North High School
<b>Rob Swapshire</b> Webster Groves, Mo.	LB	5-10	205	Fr-Rs	Webster Groves High School

## Head Coach: Willie Fritz

**Assistant Coaches:** Theron Aych (wide receivers), Chuck Clemens (co-defensive coordinator/defensive line), Jeff Conway (offensive coordinator/quarterbacks), Scott Grinde (assistant head coach/offensive line), Shane Meyer (K/P/equipment manager), Gregg Nesbitt (co-defensive coordinator/linebackers), Bobby Klinck (graduate assistant), Kellen Nesbitt (graduate assistant), Jed Paulsen (graduate assistant), Matt Vandree (graduate assistant), Nick Johnson (student assistant), Lee Palelei (video coordinator).

# This Week in Mules Football

## GAME 1

August 23 \* Mankato, Minn.

Blakeslee Stadium

Attendance: 4,344

## Mules 14, Minnesota State 23

(Mankato, Minn.) – The University of Central Missouri Mules failed to take advantage of five turnovers by host Minnesota State-Mankato in the 2007 season opener as they let a second half lead slip through their fingers to fall 23-14.

Central Missouri had a few questions coming into the game as sophomore Eric Czerniewski made his first ever start behind an injury-riddled offensive line. They also had the field conditions to deal with as it had rained every day for the past week at Blakeslee Stadium. The mud made it difficult for the Mules to run the ball, taking away the ability to cut up-field. It became a passing competition, and the experience of MSU quarterback Ben King and the speed of new wide receiver Donte Shackelford showed through.

The game opened up well for the Mules though. After the Mavericks moved it down to the Mules 10 yard line on a 58 yard bomb to Shackelford, UCM senior cornerback Bruce Williams picked off a King pass at the two and took it out to the 17. The Mules went three and out for the second time in as many tries though. John Samia picked off King on the next possession and took it into MSU territory. The Mules would get it into range, but kicker Marcelo Velazquez pushed it right from 35 yards.

It would be the second quarter before the Mules offense could get things going. Czerniewski led the Mules down field for a 62-yard scoring drive, completing passes to running back Glenn Milner, and the brother tandem of wide receivers, Adam and Anthony Parks. He would cap the drive with a four-yard toss to younger brother Adam for the score.

The Mavericks would answer with 4:52 to go in the half on another long pass to Shackelford, this time from 40 yards out. The drive was set up by an interception from Czerniewski by MSU's Mike Hinton (first of two on the day). The teams would go into the break with the score tied at seven as UCM

failed to turn any of its three interceptions into points.


The Mules looked as if they would change their fortunes early in the third quarter when Samia made his second pick of the game and returned it to the MSU 23 yard line. They turned that into a 14-7 lead as Czerniewski connected with Anthony Parks from 17 yards out on third down.

The Mules looked as if they would extend that advantage on their next drive but it stalled on the MSU 29 yard line and they were forced to punt. The Maverick offense came alive on its next possession as they ran the ball four consecutive times before tossing another long pass over the top from 55 yards out to tie the game at 14. It was a nine-play, 95 yard drive that took only three minutes off the clock.

UCM looked as if it would answer on the next possession but a Czerniewski fumble at the MSU 29 gave the ball back to the Mavericks. Minnesota State gave it right back on the next series after moving it all the way to the Mules two yard line on another bomb. It tried a double reverse that was fumbled and then recovered by sophomore defensive end Layne Kreter.

The Mules would gain only one first down on the next three possessions though, leaving the door open for MSU. With 5:30 remaining in the game, the Mavs made their move. Shackelford had catches of 19 and 26 yards before the Mules sacked King and forced MSU into a third and 23 situation at the Mules 40. King completed an 18 yard pass though, and Jason Tompkins drilled a 39 yard field goal to give the Mavericks a 17-14 lead with only 2:26 remaining.

The Mules failed to convert on fourth down on the next series and gave the ball back to MSU with 1:56 on the clock. King hooked up with Shackelford from 15 yards out to put the icing on the cake.



### SCORING SUMMARY

UCM	0	7	7	0	-	14
MSU	0	7	7	9	-	23

#### 2nd Quarter

8:51 UCM - Parks,Adam 4 yd pass from Czerniewski (Velazquez kick), Drive: 9 plays, 62 yards, TOP- 4:44

4:52 MSU - Shackelford 40 yd pass from King (Tompkins kick) Drive: 4 plays, 48 yards TOP- 1:35

#### 3rd Quarter

11:36 UCM - Parks,Anthony 17 yd pass from Czerniewski (Velazquez kick) Drive: 3 plays, 23 yards TOP- 1:32

1:55 MSU - Balton 55 yd pass from King (Tompkins kick) Drive: 6 plays, 95 yards TOP - 2:18

#### 4th Quarter

2:26 MSU - Tompkins 39 yd field goal Drive: 7 plays 53 yards TOP- 3:04

1:39 MSU - Shackelford 15 yd pass from King (Cross pass failed), Drive: 3 plays 17 yards TOP- 0:17

### GAME STATISTICS

	UCM	MSU
FIRST DOWNS.....	17	17
RUSHES-YARDS (NET).....	35-80	21-10
PASSING YDS (NET).....	187	408
Passes Att-Comp-Int.....	39-20-2	45-24-4
TOTAL OFFENSE PLAYS-YARDS.....	74-267	66-418
Fumble Returns-Yards.....	0-0	0-0
Punt Returns-Yards.....	3-22	2-1
Kickoff Returns-Yards.....	5-100	3-67
Interception Returns-Yards.....	4-30	2-0
Punts (Number-Avg).....	8-37.0	6-39.8
Fumbles-Lost.....	1-1	1-1
Penalties-Yards.....	3-15	5-30
Possession Time.....	35:42	24:18
Third-Down Conversions.....	9 of 20	5 of 14
Fourth-Down Conversions.....	0 of 1	0 of 0
Red-Zone Scores-Chances.....	2-3	1-3
Sacks By: Number-Yards.....	3-26	1-10

#### RUSHING

Central Missouri-Milner,Glenn 20-62; Czerniewski,Eri 8-13; Braden,Jeremy 4-10; Parks,Anthony 1-1; Minnesota State-Chappell 9-27; Phipps 3-minus 1; TEAM 3-minus 3; King 6-minus13.

#### PASSING

Central Missouri-Czerniewski,Eri 20-39-2-187. Minnesota State-King 24-45-4-408

#### RECEIVING

Central Missouri-Parks,Anthony 5-73; Parks,Adam 4-47; Berry,Damond 4-20; Thornton,Sean 2-15; Mason,Seth 2-12; McCartney,Jason 2-9; Milner,Glenn 1-11. Minnesota State-Shackelford 6-161; Haley 5-44; Turner 4-58; Chappell 4-13; Nowlin 2-68; Balton 2-60; Petersen 1-4

#### INTERCEPTIONS

Central Missouri-Samia,John 2-15; Williams,Bruce 1-15; Ehase,Steven 1-0. Minnesota State-Hinton 2-0.

#### SACKS (UA-A)

Central Missouri-Gilchrist,C. 1-0; Singletary,A. 1-0; Bryant,Dallas 1-0. Minnesota State-Earl 1-0.

#### TACKLES (UA-A)

Central Missouri-Shepherd,Randy 4-4; Singletary,A. 3-3; Nesbitt,Ryan 2-4; Fairclough,M. 1-4; Williams,Bruce 2-2; Ricketts,Kendal 1-3; Minnesota State-Weinzierl 3-6; Roemhildt 2-7; Freese 4-4; Jones 3-4; Bobmanuel 2-5;

### Game Notes

- Mules pick off four passes for the first time since 2003
- John Samia gets two INT's; first since Kendall Ricketts had three in 2004
- First season-opening loss since 1997.

# This Week in Mules Football

## GAME 2

September 8 \* Warrensburg, Mo.

Walton Stadium / Kennedy Field

Attendance: 5,638

## Mules 56, Concordia-St. Paul 24

(WARRENSBURG, Mo.) – The University of Central Missouri Mules out-rushed Concordia-St. Paul 212-to-(4) en route to a 56-24 thumping in the season opener Saturday at Walton Stadium/Kennedy Field.

UCM (1-1) used an average starting field position of their own 49 yard line and three forced turnovers to run away with the win. Senior wideout Anthony Parks had 105 return yards while sophomore Damond Berry had 72 to help the cause.

Also big on special teams was sophomore Marcelo Velazquez, as he was one tally short of the school record for points in a game by a kicker as he booted four field goals (4-of-4) and six extra points for 18 total points on the day. The record is 19 points by Steve Huff back in 1985. The performance was the second-best in school history.

Central Missouri actually had to come from behind as CSP hit for a 66 yard touchdown pass with 9:05 in the first quarter to take a 7-3 lead. It would be until the second quarter before the Mules could regain the advantage. After another field goal, the UCM defense came up big as Dallas Bryant pounced on an errant pitch by CSP quarterback Kole Goodchild at the Golden Bear 27 yard line. Junior running back Glenn Milner would need only two carries to score the first UCM touchdown of the game from 11 yards out. It would be the last time CSP was within a touchdown on the day as Jeremy Braden had a 10 yard TD tote to make it 20-7 at the 5:09 mark.

Concordia-St. Paul made a risky decision to go for it on fourth down and five on its own 44 with just more than two minutes on the clock, and it didn't pay off as the pass was incomplete and it gave the Mules a chance to add to their

lead. UCM did just that as it took the ball down and kicked another field goal with 55 seconds left in the half. CSP tried to get three points with seconds remaining but Randy Shepherd blocked the 41 yard attempt and pushed the Golden Bears back 10 yards to make the second attempt 51 yards. It fell short at the horn.

Concordia-St. Paul tried to make a game of it early in the half with another long bomb (the fourth of more than 40 yards against the Mules this season) from 48 yards out to make it 23-14. The Mules would crush those hopes though, scoring the game's next 26 points.

Parks scored the next two third quarter touchdowns with catches from eight and five yards out while the Mules rushing game of Milner and Braden got them down the field. UCM carried the ball 43 times for an average of 4.9 yards per carry in the outing.

UCM got the first safety of the season in the fourth when CSP snapped the ball over the punter's head and he batted it out of the back of the endzone to make it 42-14. Junior quarterback Stinson Dean came in the final period and followed that by tossing his first two career TD passes, both to sophomore wideout Seth Mason.

CSP would score a couple times in the final quarter, but the damage was done with the game out of reach.


The Mules were led by starter Eric Czerniewski in the passing attack with an 11-of-26 performance for 141 yards and a couple TD's. Milner led the rush with 77 yards while Braden carried for 54. Parks had four grabs for 45 yards while Mason had five for 60 yards to go with their two scoring catches each.

### GAME STATISTICS

	CSP	UCM
FIRST DOWNS.....	20	21
RUSHES-YARDS (NET).....	24-4	43-212
PASSING YDS (NET).....	367	220
Passes Att-Comp-Int.....	40-24-2	33-17-0
TOTAL OFFENSE PLAYS-YARDS.....	64-363	76-432
Fumble Returns-Yards.....	0-0	0-0
Punt Returns-Yards.....	1-0	3-34
Kickoff Returns-Yards.....	10-183	6-150
Interception Returns-Yards.....	0-0	2-30
Punts (Number-Avg).....	3-39.3	2-40.5
Fumbles-Lost.....	2-1	0-0
Penalties-Yards.....	7-40	5-45
Possession Time.....	27:48	32:12
Third-Down Conversions.....	3 of 11	9 of 18
Fourth-Down Conversions.....	1 of 4	1 of 1
Red-Zone Scores-Chances.....	2-2	10-10
Sacks By: Number-Yards.....	1-7	2-17

### Game Notes

- Marcelo Velazquez scores 18 kicking points, the most since 1985 for a Mule and one point shy of the MIAA record.
- Most field goals in a game since 1989 for a Mule.
- Mules are 10-1 in home openers under Fritz.



### SCORING SUMMARY

CSP	7	0	7	10	-	24
UCM	3	20	17	16	-	56

### 1st Quarter

- 12:01 UCM - Velazquez, Marcelo 26 yd field goal, 7-52 2:59  
 9:05 CSP - Simon, C. 66 yd pass from Goodchild, K. (Bjerke, S. kick), 6-80 2:54

### 2nd Quarter

- 14:45 UCM - Velazquez, Marcelo 33 yd field goal, 12-59 4:46  
 8:33 UCM - Milner, Glenn 11 yd run (Velazquez kick), 2-27 0:30  
 5:09 UCM - Braden, Jeremy 10 yd run (Velazquez kick), 4-32 1:17  
 0:55 UCM - Velazquez, Marcelo 33 yd field goal, 6-29 1:12

### 3rd Quarter

- 13:43 CSP - Ruffin, T. 48 yd pass from Goodchild, K. (Bjerke, S. kick), 5-74 1:09  
 11:01 UCM - Parks, Anthony 8 yd pass from Czerniewski, Eric (Velazquez kick), 7-47 2:34  
 6:24 UCM - Velazquez, Marcelo 24 yd field goal, 8-25 2:19  
 0:37 UCM - Parks, Anthony 5 yd pass from Czerniewski, Eric (Velazquez kick), 9-66 4:14

### 4th Quarter

- 14:25 UCM - TEAM safety  
 11:12 UCM - Mason, Seth 11 yd pass from Dean, Stinson (Velazquez kick), 7-41 3:03  
 9:29 CSP - Simon, C. 15 yd pass from Williams, A. (Bjerke, S. kick), 4-73 1:36  
 7:22 UCM - Mason, Seth 19 yd pass from Dean, Stinson (Velazquez kick), 6-52 2:04  
 3:43 CSP - Bjerke, S. 26 yd field goal, 8-55 3:30

### RUSHING

Concordia-St. Paul-Clinton, E. 9-20; Vavra, H. 4-13; Johnson, K. 1-minus 2; Goodchild, K. 9-minus 10; TEAM 1-minus 25.  
 Central Missouri-Milner, Glenn 11-77; Braden, Jeremy 11-54; Gore, Justin 7-31; Czerniewski, Eric 7-28; Dean, Stinson 2-27;

### PASSING

Concordia-St. Paul-Goodchild, K. 21-34-1-305; Vavra, H. 2-3-0-47; Williams, A. 1-1-0-15; Schoenberg, T. 0-1-1-0;  
 Central Missouri-Czerniewski, Eric 11-26-0-141; Dean, Stinson 5-6-0-59; Corwin, Tommy 1-1-0-20

### RECEIVING

Concordia-St. Paul-Simon, C. 5-122; Ruffin, T. 4-113; Johnston, C. 4-22; Williams, A. 3-27; Clinton, E. 3-13; Johnson, K. 2-47; Moore, D. 2-16; Tonkin, E. 1-7.  
 Central Missouri-Mason, Seth 5-60; Parks, Anthony 4-45; Parks, Adam 2-14; Givens, Edgar 2-9; Berry, Damond 1-47; Thornton, Sean 1-20; Cosby, DeMarco 1-19; Richmond, Tim 1-6.

### INTERCEPTIONS

Central Missouri-Shepherd, Randy 1-16; Brown, Justin 1-14

### SACKS (UA-A)

Concordia-St. Paul-Frain, J. 1-0.  
 Central Missouri-Wood, John 1-1; Dillon, Mike 0-1

### TACKLES (UA-A)

Concordia-St. Paul-Frain, J. 2-11; Huynh, D. 5-4; Prunty, T. 4-4;  
 Central Missouri-Dillon, Mike 1-7; Brown, Justin 4-2; Ricketts, Kendall 1-5; Singletary, A. 0-6

# This Week in Mules Football

## GAME 3

September 15 \* Warrensburg, Mo.  
Walton Stadium / Kennedy Field  
Attendance: 7,611

## Mules 27, Truman 7

(WARRENSBURG, Mo.) – The University of Central Missouri Mules used stifling defense to hand the Truman State Bulldogs their first loss of the season on Saturday afternoon and pulled away late for a 27-7 victory. The Mules held the Bulldogs to 160 yards of offense and out-rushed them 198-to-50 in the outing.

The UCM (2-1, 1-0 MIAA) win was its first to open MIAA play since 2003. The Mules also opened the game strong, scoring on the second drive on a Glenn Milner rush from 13 yards out. He bowled over two Bulldogs on his way to the endzone, capping a six-play, 46 yard drive.

The Bulldogs (2-1, 0-1 MIAA) would try and answer a couple drives later but the UCM defense stopped them on fourth down to get the ball back with 5:52 remaining in the first half on its own 29. The other half of the Mules rushing attack, Jeremy Braden, galloped down the field for a 39-yard run to put them in position to extend the advantage but a halfback pass by Justin Gore was intercepted in the endzone to halt the threat.

Three plays later, the Mules defense got the ball back when linebacker Adrian Singletary chased down TSU quarterback Matt Ticich, sacked him for a 12 yard loss, and forced a fumble that Dallas Bryant recovered at the Bulldog nine-yard line. The Mules failed to convert again though, as Marcelo Velazquez missed a field goal attempt from 22 yards out with 36 second remaining in the half.

The Bulldogs got back even with the Mules early in the second stanza by converting a big play from the defense. UCM quarterback Eric Czerniewski was sacked by Kyle Supianoski, forcing a fumble that TSU recovered at the Mules 17 yard line. Truman found the goal line three plays later when Ticich hit Ryan King from 12 yards out, making it 7-7.

The Mules tried to answer on the next possession but Velazquez missed wide right from 42 yards out for the third failed opportunity of the day by the UCM offense. As they had done all day though, the UCM defense held strong and got the ball back in its own territory on a fourth down stop. The Mules held Ticich,

who threw for a conference record 493 yards last week, to 16-of-41 for 110 yards and four sacks. Junior John Wood led a UCM defensive line that got pressure on him all day long.

The Mules coaching staff made a change at quarterback with 1:45 remaining in the third quarter, bringing in junior Stinson Dean. The move would pay off in only his second possession as the Mules took advantage of great field position on a punt return by wideout Anthony Parks in the fourth quarter. Dean completed his first two passes of the drive and got UCM down to the Truman 10 yard line before Milner took over from there and toted one in from seven yards out to put the Mules up 14-7.

After a quick three-and-out by the UCM defense, Dean drove the Mules 60 yards in seven plays for another score, this time from Braden. A bad snap on the extra point made it 20-7, Central Missouri. The UCM defense came up big again on the next possession as Ryan Nesbitt stripped the ball from wide receiver Albert Coker and recovered it at the TSU 17.

Braden nearly converted that directly into a score but a holding penalty had the TD called back. He looked as if he was going to coast into the endzone a couple plays later but he fumbled the ball through the goal line from the four to give the Bulldogs the ball on their own 20.

After forcing the Bulldogs to go three-and-out on the next possession, Wood made a big tackle on fourth down and one to give the Mules the ball with only 3:08 remaining on the TSU 29. Milner ran it four times and plunged in from seven yards out to ice the game with only 1:00 left.

He led the Mules with 109 yards on the ground and three touchdowns while Braden finished with 86 yards and a score. Czerniewski went 9-of-17 for 85 yards while Dean was 5-of-6 for 62 yards. Kendall Ricketts led the UCM defensive charge with nine tackles while Singletary had eight stops (2.5 for loss), a sack, a forced fumble, and a pass break-up.

### GAME STATISTICS

	TSU	UCM
FIRST DOWNS.....	13	19
RUSHES-YARDS (NET) .....	32-50	44-198
PASSING YDS (NET).....	110	147
Passes Att-Comp-Int .....	41-16-0	24-14-1
TOTAL OFFENSE PLAYS-YARDS .....	73-160	68-345
Fumble Returns-Yards .....	0-0	0-0
Punt Returns-Yards.....	2-3	3-39
Kickoff Returns-Yards .....	4-69	1-20
Interception Returns-Yards .....	1-0	0-0
Punts (Number-Avg).....	6-34.8	5-38.0
Fumbles-Lost .....	2-2	4-2
Penalties-Yards .....	6-51	10-87
Possession Time .....	28:20	31:40
Third-Down Conversions .....	5 of 18	8 of 16
Fourth-Down Conversions .....	2 of 5	0 of 0
Red-Zone Scores-Chances .....	1-1	4-7
Sacks By: Number-Yards .....	3-17	4-23

### RUSHING

Truman State-Cunningham, Jake 14-34; Eta, Luther 1-14; Bernard, Anton 2-6; Davis, Phillip 1-4; Central Missouri-Milner, Glenn 21-109; Braden, Jeremy 11-86; Mason, Seth 1-11; Dean, Stinson 3-6

### PASSING

Truman State-Ticich, Matt 16-41-0-110. Central Missouri-Czerniewski, Eric 9-17-0-85; Dean, Stinson 5-6-0-62; Gore, Justin 0-1-1-0

### RECEIVING

Truman State-Henry, Phillip 5-42; Coker, Albert 3-14; King, Ryan 2-20; Blue, Kendrick 2-18 Central Missouri-Parks, Anthony 4-41; Braden, Jeremy 2-30; McCartney, Jason 2-15; Berry, Diamond 2-9; Cosby, DeMarco 1-21; Parks, Adam 1-16; Richmond, Tim 1-11; Givens, Edgar 1-4.

### INTERCEPTIONS


Truman State-Thabateau, James 1-0. Central Missouri-None

### SACKS (UA-A)

Truman State-Supianoski, Kyle 2-0; Hammers, Les 1-0. Central Missouri-Dillon, Mike 1-1; Kreter, Layne 1-0; Lampkin, Derek 0-1; Singletary, A. 1-0.

### TACKLES (UA-A)

Truman State-Cooper, Jesse 3-7; Phillips, M. 2-8; Thabateau, James 3-6; Massop, Robert 2-6; Their, Jason 5-2 Central Missouri-Ricketts, Kendall 3-6; Singletary, A. 4-4; Samia, John 2-5; Dillon, Mike 4-2; Wood, John 2-4



### SCORING SUMMARY

TSU	0	0	7	0	-	7
UCM	7	0	0	20	-	27

#### 1st Quarter

3:37 UCM - Milner, Glenn 13 yd run (Velazquez, Marcelo kick), 6-46, 2:50

#### 3rd Quarter

13:11 TSU - King, Ryan 12 yd pass from Ticich, Matt (Masucci, Mickey kick), 3-17, 0:55

#### 4th Quarter

11:36 UCM - Milner, Glenn 7 yd run (Velazquez kick), 4-29, 2:09

7:19 UCM - Braden, Jeremy 2 yd run (Dean, Stinson pass failed), 7-60, 3:12

1:00 UCM - Milner, Glenn 7 yd run (Velazquez kick), 5-29, 2:08

### Game Notes

- Glenn Milner records first career 100 yard rushing game and three touchdown outing.
- Mules hold Truman to only 160 yards of total offense (season-best).

# This Week in Mules Football

## GAME 4

September 22 \* Topeka, Kan.  
Yager Stadium at Moore Bowl  
Attendance: 5,172

## Mules 28, Washburn 14

(Topeka, Kan.) – The University of Central Missouri Fighting Mules used the lethal combination of a stellar running game and a suffocating defense to hand Washburn a 28-14 loss and get head coach Willie Fritz his 78th career win, tying him with Terry Noland as the all-time winningest coach in UCM history.

When the game started it didn't look as if it would go the Mules (3-1, 2-0 MIAA) way as junior quarterback Stinson Dean threw an interception to the Ichabods' Cary Williams, who returned it 49 yards for a score at the 8:57 mark.

It was Dean's first start in nearly four years (since high school), but it didn't take long for him to get back in the groove as he led the Mules offense down the field for a 12 play, 65 yard scoring drive that spanned a season long 6:24 on the next possession. Junior running back Glenn Milner capped the march with a six-yard touchdown but perhaps the biggest play of the drive was an acrobatic, juggling catch by junior wideout Tim Richmond for 21 yards to convert on third and 12.

The Mules defense followed that by forcing WU (2-2, 1-1 MIAA) into another three-and-out, holding the Ichabods to only six plays in the first quarter. The offense tried to capitalize on the next possession, but stalled in Washburn territory and was forced to punt.

The defense came up big again though as senior free safety Kendall Ricketts laid a big hit on WU quarterback Jordan Brill on third and seven, while sophomore Adrian Chapman picked off the pass and returned it 11 yards to the WU 21. Brill got up shaky and would not return until the second half. Two plays later, Milner rolled around the corner from 21 yards out to give the Mules their first lead of the day with 11:15 to go before the break.

Central Missouri kept the onslaught going as it forced Washburn into a couple more three-and-outs before getting the ball back on its own 26 with 4:44 to go. UCM would move down the field in 13 plays and hand the ball to Justin Gore, who coasted in from five yards out to give the Mules a 21-7 lead with 14 seconds left on the clock.

The Central Missouri defense had some staggering numbers at the break. It held Washburn to 20 total yards, including -1 yard passing and not even a single first down on 16 plays. The Mules had

224 yards of offense and 14 first downs while dominating the time of possession by a margin of 20:30-to-9:30. Central Missouri ran 48 offensive plays in the half, thanks in large part to the 135 yards rushing by Milner and Jeremy Braden.

The Mules came out in the second half and allowed the Ichabods to gain a first down, but sacked Brill a few plays later and WU ended up netting only six yards before being forced to punt. That was all the Mules offense needed to put WU away though. UCM marched a season-long 78 yards down the field in their first possession of the half, capped by a third Milner score to make it 28-7 with 8:11 left in the third quarter.

The Mules looked as if they would pile it on when Justin Brown picked off another WU pass at the UCM 20 and returned it all the way to the home team's 45 before getting knocked out of bounds. The Mules returned the favor though, tossing another interception a couple plays later to give it back to WU at its 36.

The Ichabods answered this time though, driving down the field and scoring on a six-yard TD pass to Drameagon Powers. It cut the advantage to a couple touchdowns, but that was as close as it would get. Anthony Parks returned the ensuing kickoff 49 yards and gave the field position back to the Mules.

In the fourth quarter UCM gave the Ichabods one more chance, as Braden had a controversial fumble that gave WU the ball back at the Mules 30 yard line. Brill went for the score on the next play but Ricketts was there and picked off his first pass of the year, returning it 49 yards to the WU 43 with 4:57 left. The Mules ran it seven consecutive times and forced Washburn to burn its timeouts and get the clock down to 1:59 before turning it over on downs.

The Mules' Bruce Williams iced it a couple plays later though, picking off Brill for the fourth time and returning it 40 yards to the WU 21. The Mules just ran out the clock from there.

Central Missouri finished the day with 374 yards of offense (201 rushing), compared to Washburn's 142 total yards. Milner led the way for UCM with 119 on the ground while Dean completed 15-of-25 for 173 yards in the air. Adrian Singletary led the Mules 'D' with seven stops to help UCM to 2-0 in the MIAA for the first time since 2003.



## SCORING SUMMARY

UCM	7	14	7	0	-	28
WU	7	0	7	0	-	14

### 1st Quarter

8:57 WU - Williams,Cary 49 yd interception return (O'Neal,Kyle kick)

2:33 UCM - Milner,Glenn 6 yd run (Velazquez,Marcelo kick), 12-65 6:24

### 2nd Quarter

11:15 UCM - Milner,Glenn 21 yd run (Velazquez kick), 2-21 0:14

0:14 UCM - Gore,Justin 5 yd run (Velazquez kick), 13-71 4:30

### 3rd Quarter

8:11 UCM - Milner,Glenn 3 yd run (Velazquez kick), 10-78 4:56

1:52 WU - Powers,Drameago 6 yd pass from Brill,Jordan (O'Neal kick), 7-64 2:58

## GAME STATISTICS

	UCM	WU
FIRST DOWNS.....	22	7
RUSHES-YARDS (NET).....	57-201	24-63
PASSING YDS (NET).....	173	79
Passes Att-Comp-Int.....	25-15-2	19-7-4
TOTAL OFFENSE PLAYS-YARDS.....	82-374	43-142
Fumble Returns-Yards.....	0-0	0-0
Punt Returns-Yards.....	2-2	2-29
Kickoff Returns-Yards.....	2-78	4-93
Interception Returns-Yards.....	4-134	2-54
Punts (Number-Avg).....	5-42.2	7-42.0
Fumbles-Lost.....	1-1	1-0
Penalties-Yards.....	3-35	4-27
Possession Time.....	38:46	21:14
Third-Down Conversions.....	8 of 14	1 of 10
Fourth-Down Conversions.....	0 of 1	0 of 0
Red-Zone Scores-Chances.....	3-4	1-1
Sacks By: Number-Yards.....	1-8	0-0

### RUSHING

Central Missouri-Milner,Glenn 28-119; Braden,Jeremy 19-52; Dean,Stinson 7-22; Gore,Justin 2-10; Washburn-Mosley,Ra'Shawn 15-62; Walker,Brandon 6-14; TEAM 2-minus 5; Brill,Jordan 1-minus 8

### PASSING

Central Missouri-Dean,Stinson 15-25-2-173. Washburn-Brill,Jordan 7-18-4-79; Walker,Brandon 0-1-0-0.

### RECEIVING

Central Missouri-Milner,Glenn 3-28; Braden,Jeremy 3-28; Richmond,Tim 2-27; Berry,Damond 2-24; Givens,Edgar 2-20; Thornton,Sean 1-21; McCartney,J. 1-18; Parks,Anthony 1-7. Washburn-Powers,Drameago 3-28; Walker,Brandon 1-24; Hastings,Joe 1-20; Mosley,Ra'Shawn 1-5; Lebahn,Jake 1-2

### INTERCEPTIONS

Central Missouri-Ricketts,Kendall 1-48; Williams,Bruce 1-40; Brown,Justin 1-35; Chapman,Adrian 1-11. Washburn Williams,Cary 1-49; Hicks,Aaron 1-5.

### SACKS (UA-A)

Central Missouri-Dillon,Mike 1-0. Washburn-None.

### TACKLES (UA-A)

Central Missouri-Singletary,A. 4-3; Ricketts,Kendal 4-2; Dillon,Mike 3-1; Dotson,LaVance 3-0; Brown,Justin 2-1; Washburn-Watkins,Zach 8-12; Tetuan,Jarod 4-7; Willhoite,Michael 4-4; Williams,Cary 7-0; Talley,Henry 4-3; Ringwood,Bruce 4-3

### Game Notes

- Glenn Milner records second consecutive 100 yard rushing game.
- Mules hold Washburn to only 142 yards of total offense (season-best).
- Mules head coach Willie Fritz ties Terry Noland as UCM's all-time winningest coach.

# This Week in Mules Football

## Last Year

November 11 \* Pittsburg, Kan.

Carnie Smith Stadium

Attendance: 7,035

## Mules 30, Pittsburg State 35

It was all Pittsburg State's Germaine Race, all the time, in the University of Central Missouri Mules final game of 2006 as he rushed for 309 yards and four touchdowns to help the Gorillas hold on to a 35-30 win.

Race helped the Gorillas get on top with his first touchdown of the day at the 9:29 mark of the first quarter. He got in from three yards out to cap an eight-play, 52 yard drive.

The Mules answered though, as Toby Korrodi led them 80 yards down the field and tossed a nine-yard score to Jason McCartney.

Pittsburg State took over from there though, scoring three consecutive rushing touchdowns to take a commanding 28-7 lead with 4:37 before the break. Race had scores from one yard and five yards out.

The Mules restored a little hope just before the halftime with another 80-yard drive that spanned 2:23. Korrodi again hit McCartney in the endzone with just more than two minutes remaining.

Central Missouri totalled 149 yards in the half while Race carried the ball 26 times for 178 yards on his own. The Gorillas went for 272 in the half as a team and were forced to punt only one time.

The Mules punted five times and rushed for only 14 yards in the opening period.

The second stanza saw UCM pick up the offense though. The Mules made an effort to run the ball in the opening drive and Will Caldwell led the


way, scoring an 18-yard scamper and making it a one possession game with 9:36 left in the third.

The Mules would tack on a 22-yard Jacob Lumpkin field goal later in the quarter to cut the deficit to only four but the Gorillas would answer. Race tallied his team's only score of the second half with 14:11 remaining in the fourth quarter.

The Mules tallied another score with just less than five minutes remaining in the game from Korrodi to Mike Spiegel. The 15-yard TD capped off a three minute drive that spanned 75 yards.

The Mules needed a stop to get the ball back in the final drive but the Gorillas kept pounding the ball to Race. He finished the day with a school-record 49 carries and set a career-high with the yardage. The Mules had their chance to get a stop though, pushing PSU into a third and 13 situation with more than two minutes to play. Race smashed that chance with a 16-yard run to convert the third down. From there, all the Gorillas did was run out the clock.

Pittsburg State finished the day with 367 yards on the ground compared to UCM's 82 yards. Korrodi was the Mules offensive leader with 250 yards in the air and three touchdown passes. The stat of the game was time of possession and total plays as PSU held the ball for 36:30 and ran 75 plays compared to the Mules 23:30 and 54 plays.



## SCORING SUMMARY

UCM	7	7	10	6	-	30
PSU	14	14	0	7	-	35

### 1st Quarter

9:29 PSU Race, Germaine 3 yd run (Alleman, Nathan kick)

Drive: 8 plays -52 yards 3:32

7:11 UCM McCartney, Jason 9 yd pass from Korrodi, Toby (Lumpkin, Jacob kick)

Drive: 6-80 2:13

5:56 PSU Farabi, Caleb 34 yd run (Alleman, Nathan kick)

Drive: 5-78 1:04

### 2nd Quarter

8:12 PSU Race, Germaine 1 yd run (Alleman, Nathan kick)

Drive: 17-86 8:07

4:37 PSU Race, Germaine 5 yd run (Alleman, Nathan kick)

Drive: 3-49 1:24

2:06 UCM McCartney, Jason 15 yd pass from Korrodi, Toby (Lumpkin, Jacob kick)

Drive: 6-80 2:23

### 3rd Quarter

9:36 UCM Caldwell, Will 18 yd run (Lumpkin, Jacob kick)

Drive: 4-35 2:05

5:05 UCM Lumpkin, Jacob 22 yd field goal

Drive: 9-67 2:3

### 4th Quarter

14:11 PSU Race, Germaine 3 yd run (Alleman, Nathan kick)

Drive: 4-10 2:24

4:54 UCM Spiegel, Mike 15 yd pass from Korrodi, Toby (Korrodi, Toby pass failed)

Drive: 8-75 3:05

## GAME STATISTICS

	UCM	PSU
FIRST DOWNS	19	25
RUSHES-YARDS (NET)	18-82	61-367
PASSING YDS (NET)	250	86
Passes Att-Comp-Int	36-22-1	14-9-1
TOTAL OFFENSE PLAYS-YARDS	54-332	75-453
Fumble Returns-Yards	1-36	0-0
Punt Returns-Yards	1-9	3-16
Kickoff Returns-Yards	5-103	6-119
Interception Returns-Yards	1-8	1-44
Punts (Number-Avg)	6-31.8	3-43.7
Fumbles-Lost	0-0	2-1
Penalties-Yards	3-23	5-41
Possession Time	23:30	36:30
Third-Down Conversions	3 of 11	8 of 15
Fourth-Down Conversions	0 of 0	2 of 2
Red-Zone Scores-Chances	5-5	4-5
Sacks By: Number-Yards	1-1	2-12

**RUSHING:** Central Missouri-Caldwell, Will 11-62; Braden, Jeremy 5-32; Pittsburg State-Race, Germaine 49-309; Farabi, Caleb 5-48;

**PASSING:** Central Missouri-Korrodi, Toby 22-36-1-250. Pittsburg State-Waters, Geno 9-14-1-86

**RECEIVING:** Central Missouri-McCartney, Jason 6-95; Jacobsen, Matt 5-77; Spiegel, Mike 4-30; Caldwell, Will 3-14; Sawyer, Rolando 2-22; Maxwell, Ted 1-8; Braden, Jeremy 1-4. Pittsburg State-Curran, Pierce 3-24; Pray, Bryan 3-16; Collums, Tyler 2-27; Kush, Harrison 1-19.

**INT'S:** Central Missouri-Bryant, Dallas 1-8. Pittsburg State-Tisdale, Geoff 1-44.

**FUMBLES:** Central Missouri-None. Pittsburg State-Race, Germaine 2-1.

**SACKS (UA-A):** Central Missouri-Bryant, Dallas 1-0. Pittsburg State-Williams, Evndll 1-0; Langston, Zack 1-0.

**TACKLES (UA-A):** Central Missouri-Weishaar, Jake 9-6; Washington, Rod 7-5; Brown, Justin 5-7; Landstra, Matt 3-7; Shepherd, Randy 6-3; Ricketts, Kendall 3-5; Nesbitt, Kellen 1-5. Pittsburg State- McMurtrey, Bryan 4-1; Dore, Justin 4-0; Northern, Jason 4-0; Young, Reggie 3-1; Langston, Zack 3-1